

SUMMARY OF APPROPRIATIONS, ALLOTMENTS, OBLIGATIONS, DISBURSEMENTS AND BALANCES BY OBJECT OF EXPENDITURES
As at the Quarter Ending March 31, 2025

Department : Department of Agriculture (DA)
 Agency/Entity : Philippine Center for Post-Harvest Development and Mechanization
 Operating Unit : < not applicable >
 Organization Code (UACS) : 05 011 000000
 Fund Cluster : 01 - Regular Agency Fund

X Current Year Appropriations
 Supplemental Appropriations
 Continuing Appropriations

(e.g. UACS Fund Cluster: 01-Regular Agency Fund, 02-Foreign Assisted Projects Fund, 03-Special Account-Locally Funded/Domestic Grants Fund, and 04-Special Account-Foreign Assisted/Foreign Grants Fund)

Particulars	UACS CODE	Appropriations				Allotments				Obligations				Disbursements				Balances					
		Authorized Appropriations	Adjustments (Transfer To/From, Modifications/Augmentations)	Adjusted Appropriations	Allotments Received	Adjustments (Reductions, Modifications/Augmentations)	Transfer To	Transfer From	Adjusted Allotments	1st Quarter Ending March 31	2nd Quarter Ending June 30	3rd Quarter Ending September 30	4th Quarter Ending December 31	Total	1st Quarter Ending March 31	2nd Quarter Ending June 30	3rd Quarter Ending September 30	4th Quarter Ending December 31	Total	Unreleased Appropriations	Unobligated Allotments	Unpaid Obligations (15-20)=(23+24)	
1	2	3	4	5=(3+4)	6	7	8	9	10=(6+(-17)+9)	11	12	13	14	15=(11+12+13+14)	16	17	18	19	20=(16+17+18+19)	21=(5-10)	22=(10-15)	23	24
SUMMARY		447,127,000.00	7,810,000.00	454,937,000.00	447,842,000.00	7,895,000.00	0.00	0.00	454,937,000.00	151,377,662.85	0.00	0.00	0.00	151,377,662.85	68,505,514.16	0.00	0.00	0.00	68,505,514.16	0.00	303,559,337.15	82,872,148.69	0.00
A. AGENCY SPECIFIC BUDGET		439,749,000.00	0.00	439,749,000.00	439,749,000.00	0.00	0.00	0.00	439,749,000.00	149,276,394.44	0.00	0.00	0.00	149,276,394.44	67,143,631.45	0.00	0.00	0.00	67,143,631.45	0.00	290,472,605.56	82,132,762.99	0.00
Personnel Services		136,116,000.00	0.00	136,116,000.00	136,116,000.00	0.00	0.00	0.00	136,116,000.00	27,442,763.68	0.00	0.00	0.00	27,442,763.68	23,381,195.94	0.00	0.00	0.00	23,381,195.94	0.00	108,873,236.32	4,061,567.74	0.00
Salaries and Wages		96,399,000.00	0.00	96,399,000.00	96,399,000.00	0.00	0.00	0.00	96,399,000.00	24,856,298.51	0.00	0.00	0.00	24,856,298.51	20,984,822.37	0.00	0.00	0.00	20,984,822.37	0.00	71,542,701.49	3,871,476.14	0.00
Salaries and Wages - Regular	5010101000	61,483,000.00	0.00	61,483,000.00	61,483,000.00	0.00	0.00	0.00	61,483,000.00	17,709,255.06	0.00	0.00	0.00	17,709,255.06	14,581,224.73	0.00	0.00	0.00	14,581,224.73	0.00	43,773,744.94	3,128,030.33	0.00
Basic Salary - Civilian	5010101001	61,483,000.00	0.00	61,483,000.00	61,483,000.00	0.00	0.00	0.00	61,483,000.00	17,709,255.06	0.00	0.00	0.00	17,709,255.06	14,581,224.73	0.00	0.00	0.00	14,581,224.73	0.00	43,773,744.94	3,128,030.33	0.00
Salaries and Wages - Casual/Contractual	5010102000	34,916,000.00	0.00	34,916,000.00	34,916,000.00	0.00	0.00	0.00	34,916,000.00	7,147,043.45	0.00	0.00	0.00	7,147,043.45	6,403,597.64	0.00	0.00	0.00	6,403,597.64	0.00	27,768,956.55	743,445.81	0.00
Other Compensation		35,265,000.00	5,000.00	35,270,000.00	35,265,000.00	5,000.00	0.00	0.00	35,270,000.00	2,043,714.95	0.00	0.00	0.00	2,043,714.95	2,033,093.90	0.00	0.00	0.00	2,033,093.90	0.00	33,226,285.05	10,621.05	0.00
Personal Economic Relief Allowance (PERA)	5010201000	2,712,000.00	0.00	2,712,000.00	2,712,000.00	0.00	0.00	0.00	2,712,000.00	733,612.90	0.00	0.00	0.00	733,612.90	733,612.90	0.00	0.00	0.00	733,612.90	0.00	1,978,387.10	0.00	0.00
PERA - Civilian	5010201001	2,712,000.00	0.00	2,712,000.00	2,712,000.00	0.00	0.00	0.00	2,712,000.00	733,612.90	0.00	0.00	0.00	733,612.90	733,612.90	0.00	0.00	0.00	733,612.90	0.00	1,978,387.10	0.00	0.00
Representation Allowance (RA)	5010202000	738,000.00	0.00	738,000.00	738,000.00	0.00	0.00	0.00	738,000.00	292,481.05	0.00	0.00	0.00	292,481.05	286,860.00	0.00	0.00	0.00	286,860.00	0.00	445,518.95	5,621.05	0.00
Transportation Allowance (TA)	5010203000	618,000.00	0.00	618,000.00	618,000.00	0.00	0.00	0.00	618,000.00	240,621.00	0.00	0.00	0.00	240,621.00	235,621.00	0.00	0.00	0.00	235,621.00	0.00	377,379.00	5,000.00	0.00
Transportation Allowance (TA)	5010203001	618,000.00	0.00	618,000.00	618,000.00	0.00	0.00	0.00	618,000.00	240,621.00	0.00	0.00	0.00	240,621.00	235,621.00	0.00	0.00	0.00	235,621.00	0.00	377,379.00	5,000.00	0.00
Clothing/Uniform Allowance	5010204000	791,000.00	5,000.00	796,000.00	791,000.00	5,000.00	0.00	0.00	796,000.00	777,000.00	0.00	0.00	0.00	777,000.00	777,000.00	0.00	0.00	0.00	777,000.00	0.00	19,000.00	0.00	0.00
Clothing/Uniform Allowance - Civilian	5010204001	791,000.00	5,000.00	796,000.00	791,000.00	5,000.00	0.00	0.00	796,000.00	777,000.00	0.00	0.00	0.00	777,000.00	777,000.00	0.00	0.00	0.00	777,000.00	0.00	19,000.00	0.00	0.00
Subsistence Allowance (SA)	5010205000	2,378,000.00	0.00	2,378,000.00	2,378,000.00	0.00	0.00	0.00	2,378,000.00	0.00	0.00	0.00	0.00	0.00	0.00	0.00	0.00	0.00	0.00	0.00	2,378,000.00	0.00	0.00
Subsistence Allowance - Magna Carta Benefits for Science and Technology under R.A. 8439	5010205002	2,378,000.00	0.00	2,378,000.00	2,378,000.00	0.00	0.00	0.00	2,378,000.00	0.00	0.00	0.00	0.00	0.00	0.00	0.00	0.00	0.00	0.00	0.00	2,378,000.00	0.00	0.00
Laundry Allowance (LA)	5010206000	360,000.00	0.00	360,000.00	360,000.00	0.00	0.00	0.00	360,000.00	0.00	0.00	0.00	0.00	0.00	0.00	0.00	0.00	0.00	0.00	0.00	360,000.00	0.00	0.00
Laundry Allowance - Magna Carta Benefits for Science and Technology under R.A. 8439	5010206003	360,000.00	0.00	360,000.00	360,000.00	0.00	0.00	0.00	360,000.00	0.00	0.00	0.00	0.00	0.00	0.00	0.00	0.00	0.00	0.00	0.00	360,000.00	0.00	0.00
Hazard Pay (HP)	5010211000	13,019,000.00	0.00	13,019,000.00	13,019,000.00	0.00	0.00	0.00	13,019,000.00	0.00	0.00	0.00	0.00	0.00	0.00	0.00	0.00	0.00	0.00	0.00	13,019,000.00	0.00	0.00
HP - Magna Carta Benefits for Science and Technology under R.A. 8439	5010211004	13,019,000.00	0.00	13,019,000.00	13,019,000.00	0.00	0.00	0.00	13,019,000.00	0.00	0.00	0.00	0.00	0.00	0.00	0.00	0.00	0.00	0.00	0.00	13,019,000.00	0.00	0.00
Longevity Pay (LP)	5010212000	3,271,000.00	0.00	3,271,000.00	3,271,000.00	0.00	0.00	0.00	3,271,000.00	0.00	0.00	0.00	0.00	0.00	0.00	0.00	0.00	0.00	0.00	0.00	3,271,000.00	0.00	0.00
Longevity Pay - Magna Carta Benefits for Science and Technology under R.A. 8439	5010212003	3,271,000.00	0.00	3,271,000.00	3,271,000.00	0.00	0.00	0.00	3,271,000.00	0.00	0.00	0.00	0.00	0.00	0.00	0.00	0.00	0.00	0.00	0.00	3,271,000.00	0.00	0.00
Year End Bonus	5010214000	5,124,000.00	0.00	5,124,000.00	5,124,000.00	0.00	0.00	0.00	5,124,000.00	0.00	0.00	0.00	0.00	0.00	0.00	0.00	0.00	0.00	0.00	0.00	5,124,000.00	0.00	0.00
Bonus - Civilian	5010214001	5,124,000.00	0.00	5,124,000.00	5,124,000.00	0.00	0.00	0.00	5,124,000.00	0.00	0.00	0.00	0.00	0.00	0.00	0.00	0.00	0.00	0.00	0.00	5,124,000.00	0.00	0.00
Cash Gift	5010215000	565,000.00	0.00	565,000.00	565,000.00	0.00	0.00	0.00	565,000.00	0.00	0.00	0.00	0.00	0.00	0.00	0.00	0.00	0.00	0.00	0.00	565,000.00	0.00	0.00
Cash Gift - Civilian	5010215001	565,000.00	0.00	565,000.00	565,000.00	0.00	0.00	0.00	565,000.00	0.00	0.00	0.00	0.00	0.00	0.00	0.00	0.00	0.00	0.00	0.00	565,000.00	0.00	0.00
Mid Year Bonus - Civilian	5010216000	5,124,000.00	0.00	5,124,000.00	5,124,000.00	0.00	0.00	0.00	5,124,000.00	0.00	0.00	0.00	0.00	0.00	0.00	0.00	0.00	0.00	0.00	0.00	5,124,000.00	0.00	0.00
Mid Year Bonus - Civilian	5010216001	5,124,000.00	0.00	5,124,000.00	5,124,000.00	0.00	0.00	0.00	5,124,000.00	0.00	0.00	0.00	0.00	0.00	0.00	0.00	0.00	0.00	0.00	0.00	5,124,000.00	0.00	0.00
Other Bonuses and Allowances	5010299000	565,000.00	0.00	565,000.00	565,000.00	0.00	0.00	0.00	565,000.00	0.00	0.00	0.00	0.00	0.00	0.00	0.00	0.00	0.00	0.00	0.00	565,000.00	0.00	0.00
Productivity Enhancement Incentive - Civilian	5010299012	565,000.00	0.00	565,000.00	565,000.00	0.00	0.00	0.00	565,000.00	0.00	0.00	0.00	0.00	0.00	0.00	0.00	0.00	0.00	0.00	0.00	565,000.00	0.00	0.00
Personnel Benefit Contributions		1,878,000.00	0.00	1,878,000.00	1,878,000.00	0.00	0.00	0.00	1,878,000.00	528,750.22	0.00	0.00	0.00	528,750.22	349,279.67	0.00	0.00	0.00	349,279.67	0.00	1,349,249.78	179,470.55	0.00
Pag-IBIG Contributions	5010302000	271,000.00	0.00	271,000.00	271,000.00	0.00	0.00	0.00	271,000.00	73,400.00	0.00	0.00	0.00	73,400.00	48,600.00	0.00	0.00	0.00	48,600.00	0.00	197,600.00	24,800.00	0.00
Pag-IBIG - Civilian	5010302001	271,000.00	0.00	271,000.00	271,000.00	0.00	0.00	0.00	271,000.00	73,400.00	0.00	0.00	0.00	73,400.00	48,600.00	0.00	0.00	0.00	48,600.00	0.00	197,600.00	24,800.00	0.00
PhilHealth Contributions	5010303000	1,472,000.00	0.00	1,472,000.00	1,472,000.00	0.00	0.00	0.00	1,472,000.00	418,550.22	0.00	0.00	0.00	418,550.22	276,079.67	0.00	0.00	0.00	276,079.67	0.00	1,053,449.78	142,470.55	0.00
PhilHealth - Civilian	5010303001	1,472,000.00	0.00	1,472,000.00	1,472,000.00	0.00	0.00	0.00	1,472,000.00	418,550.22	0.00	0.00	0.00	418,550.22	276,079.67	0.00	0.00	0.00	276,079.67	0.00	1,053,449.78	142,470.55	0.00
Employees Compensation Insurance Premiums	5010304000	135,000.00																					

Department : Department of Agriculture (DA)
 Agency/Entity : Philippine Center for Post-Harvest Development and Mechanization
 Organization Unit : < not applicable >
 Operating Unit (UAOS) : 05 011 0000000
 Fund Cluster : 01 - Regular Agency Fund

(e.g. UAOS Fund Cluster: 01- Regular Agency Fund, 02- Foreign Assisted Projects Fund, 03- Special Account- Locally Funded/ Domestic Grants Fund, and 04- Special Account- Foreign Assisted/ Foreign Grants Fund)

Particulars	UAOS CODE	Appropriations						Obligations						Disbursements						Balances							
		Authorized Appropriations	Adjusted Appropriations	Adjustments (Transfer To/From, Modifications, Appropriations)	4	5	6	7	8	9	10	11	12	13	14	15	16	17	18	19	20	21	22	23	24		
Training and Scholarship Expenses	5020201000	7,700,000.00	7,164,949.28	(535,050.72)	0.00	0.00	7,164,949.28	0.00	0.00	0.00	0.00	0.00	0.00	0.00	0.00	0.00	0.00	0.00	0.00	0.00	0.00	0.00	0.00	0.00	0.00	0.00	
Training Expenses	5020201000	7,700,000.00	7,164,949.28	(535,050.72)	0.00	0.00	7,164,949.28	0.00	0.00	0.00	0.00	0.00	0.00	0.00	0.00	0.00	0.00	0.00	0.00	0.00	0.00	0.00	0.00	0.00	0.00	0.00	
Travel Expenses	5020201002	7,700,000.00	7,164,949.28	(535,050.72)	0.00	0.00	7,164,949.28	0.00	0.00	0.00	0.00	0.00	0.00	0.00	0.00	0.00	0.00	0.00	0.00	0.00	0.00	0.00	0.00	0.00	0.00	0.00	
Supplies and Materials Expenses	5020201006	36,300,000.00	35,828,088.35	(471,911.65)	0.00	0.00	35,828,088.35	0.00	0.00	0.00	0.00	0.00	0.00	0.00	0.00	0.00	0.00	0.00	0.00	0.00	0.00	0.00	0.00	0.00	0.00	0.00	
ICT Office Supplies	5020201006	9,200,000.00	8,625,000.00	(575,000.00)	0.00	0.00	8,625,000.00	0.00	0.00	0.00	0.00	0.00	0.00	0.00	0.00	0.00	0.00	0.00	0.00	0.00	0.00	0.00	0.00	0.00	0.00	0.00	
ICT Office Supplies	5020201001	4,450,000.00	4,150,000.00	(300,000.00)	0.00	0.00	4,150,000.00	0.00	0.00	0.00	0.00	0.00	0.00	0.00	0.00	0.00	0.00	0.00	0.00	0.00	0.00	0.00	0.00	0.00	0.00	0.00	
Office Supplies Expenses	5020201002	4,750,000.00	4,475,000.00	(275,000.00)	0.00	0.00	4,475,000.00	0.00	0.00	0.00	0.00	0.00	0.00	0.00	0.00	0.00	0.00	0.00	0.00	0.00	0.00	0.00	0.00	0.00	0.00	0.00	
Medical, Dental and Laboratory Supplies Expenses	5020201006	3,000,000.00	3,000,000.00	0.00	0.00	0.00	3,000,000.00	0.00	0.00	0.00	0.00	0.00	0.00	0.00	0.00	0.00	0.00	0.00	0.00	0.00	0.00	0.00	0.00	0.00	0.00	0.00	
Fuel, Oil and Lubricants Expenses	5020201006	9,100,000.00	9,100,000.00	0.00	0.00	0.00	9,100,000.00	0.00	0.00	0.00	0.00	0.00	0.00	0.00	0.00	0.00	0.00	0.00	0.00	0.00	0.00	0.00	0.00	0.00	0.00	0.00	
Agriculture and Marine Supplies Expenses	5020201000	700,000.00	702,516.35	2,516.35	0.00	0.00	702,516.35	0.00	0.00	0.00	0.00	0.00	0.00	0.00	0.00	0.00	0.00	0.00	0.00	0.00	0.00	0.00	0.00	0.00	0.00	0.00	
Some Expensible Machinery and Equipment	5020202100	7,350,000.00	7,451,570.00	101,570.00	0.00	0.00	7,451,570.00	0.00	0.00	0.00	0.00	0.00	0.00	0.00	0.00	0.00	0.00	0.00	0.00	0.00	0.00	0.00	0.00	0.00	0.00	0.00	
Office Equipment	5020202102	1,800,000.00	1,818,240.00	18,240.00	0.00	0.00	1,818,240.00	0.00	0.00	0.00	0.00	0.00	0.00	0.00	0.00	0.00	0.00	0.00	0.00	0.00	0.00	0.00	0.00	0.00	0.00	0.00	
Information and Communications Technology	5020202103	4,600,000.00	4,600,000.00	0.00	0.00	0.00	4,600,000.00	0.00	0.00	0.00	0.00	0.00	0.00	0.00	0.00	0.00	0.00	0.00	0.00	0.00	0.00	0.00	0.00	0.00	0.00	0.00	
Agriculture and Forestry Equipment	5020202104	100,000.00	102,500.00	2,500.00	0.00	0.00	102,500.00	0.00	0.00	0.00	0.00	0.00	0.00	0.00	0.00	0.00	0.00	0.00	0.00	0.00	0.00	0.00	0.00	0.00	0.00	0.00	
Technical and Scientific Equipment	5020202113	350,000.00	430,332.00	80,332.00	0.00	0.00	430,332.00	0.00	0.00	0.00	0.00	0.00	0.00	0.00	0.00	0.00	0.00	0.00	0.00	0.00	0.00	0.00	0.00	0.00	0.00	0.00	
Other Machinery and Equipment	5020202109	1,900,000.00	1,900,000.00	0.00	0.00	0.00	1,900,000.00	0.00	0.00	0.00	0.00	0.00	0.00	0.00	0.00	0.00	0.00	0.00	0.00	0.00	0.00	0.00	0.00	0.00	0.00	0.00	
Some Expensible Furniture, Fixtures and Books	5020202200	1,900,000.00	1,900,000.00	0.00	0.00	0.00	1,900,000.00	0.00	0.00	0.00	0.00	0.00	0.00	0.00	0.00	0.00	0.00	0.00	0.00	0.00	0.00	0.00	0.00	0.00	0.00	0.00	
Furniture and Fixtures	5020202201	1,900,000.00	1,900,000.00	0.00	0.00	0.00	1,900,000.00	0.00	0.00	0.00	0.00	0.00	0.00	0.00	0.00	0.00	0.00	0.00	0.00	0.00	0.00	0.00	0.00	0.00	0.00	0.00	
Other Supplies and Materials Expenses	5020209000	5,050,000.00	5,050,000.00	0.00	0.00	0.00	5,050,000.00	0.00	0.00	0.00	0.00	0.00	0.00	0.00	0.00	0.00	0.00	0.00	0.00	0.00	0.00	0.00	0.00	0.00	0.00	0.00	
Utility Expenses	5020401000	7,700,000.00	7,846,091.34	146,091.34	0.00	0.00	7,846,091.34	0.00	0.00	0.00	0.00	0.00	0.00	0.00	0.00	0.00	0.00	0.00	0.00	0.00	0.00	0.00	0.00	0.00	0.00	0.00	
Water Expenses	5020401000	200,000.00	346,091.34	146,091.34	0.00	0.00	346,091.34	0.00	0.00	0.00	0.00	0.00	0.00	0.00	0.00	0.00	0.00	0.00	0.00	0.00	0.00	0.00	0.00	0.00	0.00	0.00	
Electricity Expenses	5020402000	4,100,000.00	4,300,425.40	200,425.40	0.00	0.00	4,300,425.40	0.00	0.00	0.00	0.00	0.00	0.00	0.00	0.00	0.00	0.00	0.00	0.00	0.00	0.00	0.00	0.00	0.00	0.00	0.00	
Communication Expenses	5020501000	100,000.00	100,000.00	0.00	0.00	0.00	100,000.00	0.00	0.00	0.00	0.00	0.00	0.00	0.00	0.00	0.00	0.00	0.00	0.00	0.00	0.00	0.00	0.00	0.00	0.00	0.00	
Postage and Courier Services	5020502001	1,300,000.00	1,300,000.00	0.00	0.00	0.00	1,300,000.00	0.00	0.00	0.00	0.00	0.00	0.00	0.00	0.00	0.00	0.00	0.00	0.00	0.00	0.00	0.00	0.00	0.00	0.00	0.00	
Telephone Expenses	5020502001	1,300,000.00	1,300,000.00	0.00	0.00	0.00	1,300,000.00	0.00	0.00	0.00	0.00	0.00	0.00	0.00	0.00	0.00	0.00	0.00	0.00	0.00	0.00	0.00	0.00	0.00	0.00	0.00	
Mobile	5020502002	80,000.00	80,000.00	0.00	0.00	0.00	80,000.00	0.00	0.00	0.00	0.00	0.00	0.00	0.00	0.00	0.00	0.00	0.00	0.00	0.00	0.00	0.00	0.00	0.00	0.00	0.00	
Landline	5020502003	2,500,000.00	2,500,000.00	0.00	0.00	0.00	2,500,000.00	0.00	0.00	0.00	0.00	0.00	0.00	0.00	0.00	0.00	0.00	0.00	0.00	0.00	0.00	0.00	0.00	0.00	0.00	0.00	
Internal Subscription Expenses	5020503000	20,000.00	20,000.00	0.00	0.00	0.00	20,000.00	0.00	0.00	0.00	0.00	0.00	0.00	0.00	0.00	0.00	0.00	0.00	0.00	0.00	0.00	0.00	0.00	0.00	0.00	0.00	
Cable, Satellite, Telegraph and Radio Expenses	5020504000	350,000.00	380,000.00	30,000.00	0.00	0.00	380,000.00	0.00	0.00	0.00	0.00	0.00	0.00	0.00	0.00	0.00	0.00	0.00	0.00	0.00	0.00	0.00	0.00	0.00	0.00	0.00	
Awards/Prizes and Purses	5020601000	350,000.00	350,000.00	0.00	0.00	0.00	350,000.00	0.00	0.00	0.00	0.00	0.00	0.00	0.00	0.00	0.00	0.00	0.00	0.00	0.00	0.00	0.00	0.00	0.00	0.00	0.00	
Awards/Prizes Expenses	5020601001	350,000.00	350,000.00	0.00	0.00	0.00	350,000.00	0.00	0.00	0.00	0.00	0.00	0.00	0.00	0.00	0.00	0.00	0.00	0.00	0.00	0.00	0.00	0.00	0.00	0.00	0.00	
Confidential, Intelligence and Extraordinary	5021000000	136,000.00	136,000.00	0.00	0.00	0.00	136,000.00	0.00	0.00	0.00	0.00	0.00	0.00	0.00	0.00	0.00	0.00	0.00	0.00	0.00	0.00	0.00	0.00	0.00	0.00	0.00	
Extraordinary and Miscellaneous Expenses	5021000000	136,000.00	136,000.00	0.00	0.00	0.00	136,000.00	0.00	0.00	0.00	0.00	0.00	0.00	0.00	0.00	0.00	0.00	0.00	0.00	0.00	0.00	0.00	0.00	0.00	0.00	0.00	
Professional Services	5021100000	96,050,000.00	95,974,000.00	(76,000.00)	0.00	0.00	95,974,000.00	0.00	0.00	0.00	0.00	0.00	0.00	0.00	0.00	0.00	0.00	0.00	0.00	0.00	0.00	0.00	0.00	0.00	0.00	0.00	
Auditing Services	5021102000	50,000.00	50,000.00	0.00	0.00	0.00	50,000.00	0.00	0.00	0.00	0.00	0.00	0.00	0.00	0.00	0.00	0.00	0.00	0.00	0.00	0.00	0.00	0.00	0.00	0.00	0.00	
Other Professional Services	5021109000	96,000,000.00	95,924,000.00	(76,000.00)	0.00	0.00	95,924,000.00	0.00	0.00	0.00	0.00	0.00	0.00	0.00	0.00	0.00	0.00	0.00	0.00	0.00	0.00	0.00	0.00	0.00	0.00	0.00	
General Services	5021200000	2,627,000.00	2,641,581.27	14,581.27	0.00	0.00	2,641,581.27	0.00	0.00	0.00	0.00	0.00	0.00	0.00	0.00	0.00	0.00	0.00	0.00	0.00	0.00	0.00	0.00	0.00	0.00	0.00	
Janitorial Services	5021200000	6,000,000.00	3,762,242.23	(2,237,757.77)	0.00	0.00	3,762,242.23	0.00	0.00	0.00	0.00	0.00	0.00	0.00	0.00	0.00	0.00	0.00	0.00	0.00	0.00	0.00	0.00	0.00	0.00	0.00	0.00
Security Services	5021200000	6,200,000.00	6,200,000.00	0.00	0.00	0.00	6,200,000.00	0.00	0.00																		

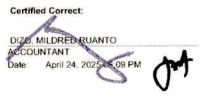
Department : Department of Agriculture (DA)
 Agency/Entity : Philippine Center for Post-Harvest Development and Mechanization
 Operating Unit : < not applicable >
 Organization Code (UACS) : 05 011 000000
 Fund Cluster : 01 - Regular Agency Fund
 (E.g. UACS Fund Cluster: 01-Regular Agency Fund, 02-Foreign Assisted Projects Fund, 03-Special Account-Locally Funded/Domestic Grants Fund, and 04-Special Account-Foreign Assisted/Foreign Grants Fund)


X
 Current Year Appropriations
 Supplemental Appropriations
 Continuing Appropriations


Particulars	UACS CODE	Appropriations				Allotments				Disbursements				Balances									
		Authorized Appropriations	Adjustments (Transfer To/From, Modifications, Augmentations)	Adjusted Appropriations	Allotments Received	Adjustments (Reductions, Modifications, Augmentations)	Transfer From	Adjusted Allotments	1st Quarter Ending March 31	2nd Quarter Ending June 30	3rd Quarter Ending September 30	4th Quarter Ending December 31	Total	1st Quarter Ending March 31	2nd Quarter Ending June 30	3rd Quarter Ending September 30	4th Quarter Ending December 31	Total	Unreleased Appropriations	Unobligated Allotments	Unpaid Obligations Due and Demandable	Not Yet Due and Demandable	
		3	4	5	6	7	8	9	10	11	12	13	14	15	16	17	18	19	20	21	22	23	24
Intensification and Commodities Technology	5021321003	0.00	6,600.00	6,600.00	0.00	6,600.00	0.00	0.00	6,600.00	0.00	0.00	0.00	0.00	0.00	0.00	0.00	0.00	0.00	0.00	0.00	0.00	0.00	0.00
Equipment	5021321013	0.00	55,000.00	55,000.00	0.00	55,000.00	0.00	0.00	55,000.00	0.00	0.00	0.00	0.00	0.00	0.00	0.00	0.00	0.00	0.00	0.00	0.00	0.00	0.00
Taxes, Insurance Premiums and Other Fees	5021321023	12,500.25	4,442,899.25	4,442,899.25	4,430,000.00	12,500.25	0.00	0.00	1,011,888.36	0.00	0.00	0.00	0.00	0.00	0.00	0.00	0.00	0.00	0.00	0.00	0.00	0.00	0.00
Taxes, Dues and Licenses	5021501000	350,000.00	0.00	350,000.00	350,000.00	0.00	0.00	0.00	62,184.46	0.00	0.00	0.00	0.00	0.00	0.00	0.00	0.00	0.00	0.00	0.00	0.00	0.00	0.00
Taxes, Dues and Licenses	5021501001	0.00	350,000.00	350,000.00	350,000.00	0.00	0.00	0.00	62,184.46	0.00	0.00	0.00	0.00	0.00	0.00	0.00	0.00	0.00	0.00	0.00	0.00	0.00	0.00
Fidelity Bond Premiums	5021502000	80,000.00	12,800.25	92,800.25	80,000.00	12,800.25	0.00	0.00	24,150.00	0.00	0.00	0.00	0.00	0.00	0.00	0.00	0.00	0.00	0.00	0.00	0.00	0.00	0.00
Insurance Expenses	5021503000	4,000,000.00	0.00	4,000,000.00	4,000,000.00	0.00	0.00	0.00	925,653.90	0.00	0.00	0.00	0.00	0.00	0.00	0.00	0.00	0.00	0.00	0.00	0.00	0.00	0.00
Labor and Wages	5021601000	12,200,000.00	0.00	12,200,000.00	12,200,000.00	0.00	0.00	0.00	4,152,675.71	0.00	0.00	0.00	0.00	0.00	0.00	0.00	0.00	0.00	0.00	0.00	0.00	0.00	0.00
Labor and Wages	5021601000	12,200,000.00	0.00	12,200,000.00	12,200,000.00	0.00	0.00	0.00	4,152,675.71	0.00	0.00	0.00	0.00	0.00	0.00	0.00	0.00	0.00	0.00	0.00	0.00	0.00	0.00
Other Maintenance and Operating Expenses	5025901000	12,465,000.00	937,670.35	13,402,670.35	12,465,000.00	937,670.35	0.00	0.00	2,333,900.27	0.00	0.00	0.00	0.00	0.00	0.00	0.00	0.00	0.00	0.00	0.00	0.00	0.00	0.00
Advertising Expenses	5025902000	100,000.00	0.00	100,000.00	100,000.00	0.00	0.00	0.00	44,100.00	0.00	0.00	0.00	0.00	0.00	0.00	0.00	0.00	0.00	0.00	0.00	0.00	0.00	0.00
Printing and Publication Expenses	5025902000	1,700,000.00	0.00	1,700,000.00	1,700,000.00	0.00	0.00	0.00	293,441.95	0.00	0.00	0.00	0.00	0.00	0.00	0.00	0.00	0.00	0.00	0.00	0.00	0.00	0.00
Representation Expenses	5025903000	3,000,000.00	0.00	3,000,000.00	3,000,000.00	0.00	0.00	0.00	798,399.49	0.00	0.00	0.00	0.00	0.00	0.00	0.00	0.00	0.00	0.00	0.00	0.00	0.00	0.00
Representation Expenses	5025903000	3,000,000.00	0.00	3,000,000.00	3,000,000.00	0.00	0.00	0.00	798,399.49	0.00	0.00	0.00	0.00	0.00	0.00	0.00	0.00	0.00	0.00	0.00	0.00	0.00	0.00
Rent Lease Expenses	5025904000	20,000.00	812,568.00	832,568.00	20,000.00	812,568.00	0.00	0.00	832,568.00	0.00	0.00	0.00	0.00	0.00	0.00	0.00	0.00	0.00	0.00	0.00	0.00	0.00	0.00
Rent Lease Expenses	5025904000	20,000.00	812,568.00	832,568.00	20,000.00	812,568.00	0.00	0.00	832,568.00	0.00	0.00	0.00	0.00	0.00	0.00	0.00	0.00	0.00	0.00	0.00	0.00	0.00	0.00
Rent Lease Expenses	5025905002	120,000.00	0.00	120,000.00	120,000.00	0.00	0.00	0.00	0.00	0.00	0.00	0.00	0.00	0.00	0.00	0.00	0.00	0.00	0.00	0.00	0.00	0.00	0.00
Rent Lease Expenses	5025905002	120,000.00	0.00	120,000.00	120,000.00	0.00	0.00	0.00	0.00	0.00	0.00	0.00	0.00	0.00	0.00	0.00	0.00	0.00	0.00	0.00	0.00	0.00	0.00
Rent Lease Expenses	5025905003	4,600,000.00	0.00	4,600,000.00	4,600,000.00	0.00	0.00	0.00	0.00	0.00	0.00	0.00	0.00	0.00	0.00	0.00	0.00	0.00	0.00	0.00	0.00	0.00	0.00
Rent Lease Expenses	5025905003	4,600,000.00	0.00	4,600,000.00	4,600,000.00	0.00	0.00	0.00	0.00	0.00	0.00	0.00	0.00	0.00	0.00	0.00	0.00	0.00	0.00	0.00	0.00	0.00	0.00
Membership Dues and Contributions to	5025906000	25,000.00	0.00	25,000.00	25,000.00	0.00	0.00	0.00	25,000.00	0.00	0.00	0.00	0.00	0.00	0.00	0.00	0.00	0.00	0.00	0.00	0.00	0.00	0.00
Membership Dues and Contributions to	5025906000	25,000.00	0.00	25,000.00	25,000.00	0.00	0.00	0.00	25,000.00	0.00	0.00	0.00	0.00	0.00	0.00	0.00	0.00	0.00	0.00	0.00	0.00	0.00	0.00
Subscription Expenses	5025907000	2,600,000.00	124,564.35	2,724,564.35	2,600,000.00	124,564.35	0.00	0.00	2,724,564.35	0.00	0.00	0.00	0.00	0.00	0.00	0.00	0.00	0.00	0.00	0.00	0.00	0.00	0.00
Subscription Expenses	5025907000	2,600,000.00	124,564.35	2,724,564.35	2,600,000.00	124,564.35	0.00	0.00	2,724,564.35	0.00	0.00	0.00	0.00	0.00	0.00	0.00	0.00	0.00	0.00	0.00	0.00	0.00	0.00
ICT Software Subscription	5025907004	1,300,000.00	124,564.35	1,424,564.35	1,300,000.00	124,564.35	0.00	0.00	1,424,564.35	0.00	0.00	0.00	0.00	0.00	0.00	0.00	0.00	0.00	0.00	0.00	0.00	0.00	0.00
Library and Other Reading Materials Subscription	5025907004	50,000.00	0.00	50,000.00	50,000.00	0.00	0.00	0.00	50,000.00	0.00	0.00	0.00	0.00	0.00	0.00	0.00	0.00	0.00	0.00	0.00	0.00	0.00	0.00
Other Subscription Expenses	5025907099	1,250,000.00	0.00	1,250,000.00	1,250,000.00	0.00	0.00	0.00	50,898.48	0.00	0.00	0.00	0.00	0.00	0.00	0.00	0.00	0.00	0.00	0.00	0.00	0.00	0.00
Bank Transaction Fee	5025908200	20,000.00	0.00	20,000.00	20,000.00	0.00	0.00	0.00	20,000.00	0.00	0.00	0.00	0.00	0.00	0.00	0.00	0.00	0.00	0.00	0.00	0.00	0.00	0.00
Other Maintenance and Operating Expenses	5025999000	500,000.00	0.00	500,000.00	500,000.00	0.00	0.00	0.00	500,000.00	0.00	0.00	0.00	0.00	0.00	0.00	0.00	0.00	0.00	0.00	0.00	0.00	0.00	0.00
Other Maintenance and Operating Expenses	5025999000	500,000.00	0.00	500,000.00	500,000.00	0.00	0.00	0.00	500,000.00	0.00	0.00	0.00	0.00	0.00	0.00	0.00	0.00	0.00	0.00	0.00	0.00	0.00	0.00
Capital Outlays	5000400000	500,000.00	0.00	500,000.00	500,000.00	0.00	0.00	0.00	500,000.00	0.00	0.00	0.00	0.00	0.00	0.00	0.00	0.00	0.00	0.00	0.00	0.00	0.00	0.00
Property, Plant and Equipment Outlay	5000400000	500,000.00	0.00	500,000.00	500,000.00	0.00	0.00	0.00	500,000.00	0.00	0.00	0.00	0.00	0.00	0.00	0.00	0.00	0.00	0.00	0.00	0.00	0.00	0.00
Motor Vehicle	5000400003	27,835,000.00	0.00	27,835,000.00	27,835,000.00	0.00	0.00	0.00	8,422,735.00	0.00	0.00	0.00	0.00	0.00	0.00	0.00	0.00	0.00	0.00	0.00	0.00	0.00	0.00
Motor Vehicle	5000400003	27,835,000.00	0.00	27,835,000.00	27,835,000.00	0.00	0.00	0.00	8,422,735.00	0.00	0.00	0.00	0.00	0.00	0.00	0.00	0.00	0.00	0.00	0.00	0.00	0.00	0.00
Communication Equipment	5000400007	200,000.00	0.00	200,000.00	200,000.00	0.00	0.00	0.00	200,000.00	0.00	0.00	0.00	0.00	0.00	0.00	0.00	0.00	0.00	0.00	0.00	0.00	0.00	0.00
Communication Equipment	5000400007	200,000.00	0.00	200,000.00	200,000.00	0.00	0.00	0.00	200,000.00	0.00	0.00	0.00	0.00	0.00	0.00	0.00	0.00	0.00	0.00	0.00	0.00	0.00	0.00
Printing Equipment	5000400012	1,500,000.00	0.00	1,500,000.00	1,500,000.00	0.00	0.00	0.00	86,000.00	0.00	0.00	0.00	0.00	0.00	0.00	0.00	0.00	0.00	0.00	0.00	0.00	0.00	0.00
Printing Equipment	5000400012	1,500,000.00	0.00	1,500,000.00	1,500,000.00	0.00	0.00	0.00	86,000.00	0.00	0.00	0.00	0.00	0.00	0.00	0.00	0.00	0.00	0.00	0.00	0.00	0.00	0.00
Technical and Scientific Equipment	5000400014	0.00	88,000.00	88,000.00	0.00	88,000.00	0.00	0.00	88,000.00	0.00	0.00	0.00	0.00	0.00	0.00	0.00	0.00	0.00	0.00	0.00	0.00	0.00	0.00
Technical and Scientific Equipment	5000400014	0.00	88,000.00	88,000.00	0.00	88,000.00	0.00	0.00	88,000.00	0.00	0.00	0.00	0.00	0.00	0.00	0.00	0.00	0.00	0.00	0.00	0.00	0.00	0.00
ICT Software	5000400015	6,710,000.00	0.00	6,710,000.00	6,710,000.00	0.00	0.00	0.00	6,710,000.00	0.00	0.00	0.00	0.00	0.00	0.00	0.00	0.00	0.00	0.00	0.00	0.00	0.00	0.00
ICT Software	5000400015	6,710,000.00	0.00	6,710,																			

GRAND TOTAL	447,127,000.00	7,810,000.00	454,937,000.00	447,842,000.00	7,095,000.00	0.00	0.00	454,937,000.00	151,377,662.85	0.00	0.00	0.00	151,377,662.85	68,505,514.16	0.00	0.00	0.00	68,505,514.16	0.00	303,559,337.15	82,872,148.69	0.00
-------------	----------------	--------------	----------------	----------------	--------------	------	------	----------------	----------------	------	------	------	----------------	---------------	------	------	------	---------------	------	----------------	---------------	------


 Certified Correct
 DIANA M. TERESA TORADA
 BUDGET OFFICER
 Date: April 24, 2025 06:09 PM


 Certified Correct
 DIANE MILDRED RUANO
 ACCOUNTANT
 Date: April 24, 2025 06:09 PM


 Recommending Approval By
 ABELARDO
 FINANCE CHIEF
 Date: April 24, 2025 06:11 PM


 Approved By
 ALVINDA DIONISIO DE GUZMAN, PH.D.
 DIRECTOR
 Date: April 24, 2025 06:14 PM