

**SUMMARY OF APPROPRIATIONS, ALLOTMENTS, OBLIGATIONS, DISBURSEMENTS AND BALANCES BY OBJECT OF EXPENDITURES**  
As at the Quarter Ending March 31, 2023

BY: \_\_\_\_\_  
 Current Year Appropriations  
 Supplemental Appropriations  
 Continuing Appropriations

Department : Department of Agriculture (DA)  
 Agency : Philippine Center for Post-Harvest Development and Mechanization  
 Operating Unit : < not applicable >  
 Organization Code (UACS) : 05 011 000000  
 Fund Cluster : 01 Regular Agency Fund

(e.g. UACS Fund Cluster: 01-Regular Agency Fund, 02-Foreign Assisted Projects Fund, 03-Special Account-Locally Funded/Domestic Grants Fund, and 04-Special Account-Foreign Assisted/Foreign Grants Fund)

Particulars	UACS CODE	Appropriations					Allotments				Obligations				Disbursements					Balances			
		Authorized Appropriations	Adjustments (Transfer To/From, Modifications/Augmentations)	Adjusted Appropriations	Allotments Received	Adjustments (Reductions, Modifications/Augmentations)	Transfer To	Transfer From	Adjusted Allotments	1st Quarter Ending June 31	2nd Quarter Ending June 30	3rd Quarter Ending Sept. 30	4th Quarter Ending Dec. 31	TOTAL	1st Quarter Ending March 31	2nd Quarter Ending June 30	3rd Quarter Ending Sept. 30	4th Quarter Ending Dec. 31	TOTAL	Unreleased Appropriations	Unobligated Allotments	Unpaid Obligations (15-20)(23+24)	
		3	4	5=(3+4)	6	7	8	9	10=(8+(-37) -9)	11	12	13	14	15=(11+12+13+14)	16	17	18	19	20=(16+17+18+19)	21=(5-10)	22=(10-15)	23	24
<b>SUMMARY</b>		377,412,000.00	933,299.00	378,345,299.00	377,412,000.00	933,299.00	0.00	0.00	378,345,299.00	99,432,568.16	0.00	0.00	0.00	99,432,568.16	47,570,164.75	0.00	0.00	0.00	47,570,164.75	0.00	278,912,890.84	51,862,403.41	0.00
<b>A AGENCY SPECIFIC BUDGET</b>		369,260,000.00	0.00	369,260,000.00	369,260,000.00	0.00	0.00	0.00	369,260,000.00	96,830,238.36	0.00	0.00	0.00	96,830,238.36	44,967,834.94	0.00	0.00	0.00	44,967,834.94	0.00	272,429,761.65	51,862,403.41	0.00
Personnel Services		141,814,000.00	0.00	141,814,000.00	141,814,000.00	0.00	0.00	0.00	141,814,000.00	22,515,831.89	0.00	0.00	0.00	22,515,831.89	20,820,619.51	0.00	0.00	0.00	20,820,619.51	0.00	119,298,168.11	1,805,212.38	0.00
Salaries and Wages	501010000	102,850,000.00	0.00	102,850,000.00	102,850,000.00	0.00	0.00	0.00	102,850,000.00	20,534,636.77	0.00	0.00	0.00	20,534,636.77	18,584,474.39	0.00	0.00	0.00	18,584,474.39	0.00	82,315,363.23	1,850,162.36	0.00
Salaries and Wages - Regular	501010100	67,934,000.00	0.00	67,934,000.00	67,934,000.00	0.00	0.00	0.00	67,934,000.00	14,039,687.00	0.00	0.00	0.00	14,039,687.00	12,189,947.71	0.00	0.00	0.00	12,189,947.71	0.00	53,894,313.00	1,849,739.29	0.00
Basic Salary - Civilian	501010101	67,934,000.00	0.00	67,934,000.00	67,934,000.00	0.00	0.00	0.00	67,934,000.00	14,039,687.00	0.00	0.00	0.00	14,039,687.00	12,189,947.71	0.00	0.00	0.00	12,189,947.71	0.00	53,894,313.00	1,849,739.29	0.00
Salaries and Wages - Casual/Contractual	501010200	34,918,000.00	0.00	34,918,000.00	34,918,000.00	0.00	0.00	0.00	34,918,000.00	6,494,949.77	0.00	0.00	0.00	6,494,949.77	0.00	0.00	0.00	0.00	6,494,949.77	0.00	28,421,050.23	423.09	0.00
Other Compensation	501020000	38,499,000.00	0.00	38,499,000.00	38,499,000.00	0.00	0.00	0.00	38,499,000.00	1,621,000.00	0.00	0.00	0.00	1,621,000.00	1,675,960.00	0.00	0.00	0.00	1,675,960.00	0.00	33,875,000.00	45,090.00	0.00
Personal Economic Relief Allowance (PERA)	501020100	2,904,000.00	0.00	2,904,000.00	2,904,000.00	0.00	0.00	0.00	2,904,000.00	648,500.00	0.00	0.00	0.00	648,500.00	648,500.00	0.00	0.00	0.00	648,500.00	0.00	2,255,500.00	0.00	0.00
PERA - Civilian	501020101	2,904,000.00	0.00	2,904,000.00	2,904,000.00	0.00	0.00	0.00	2,904,000.00	648,500.00	0.00	0.00	0.00	648,500.00	648,500.00	0.00	0.00	0.00	648,500.00	0.00	2,255,500.00	0.00	0.00
Representation Allowance (RA)	501020200	900,000.00	0.00	900,000.00	900,000.00	0.00	0.00	0.00	900,000.00	187,128.00	0.00	0.00	0.00	187,128.00	187,128.00	0.00	0.00	0.00	187,128.00	0.00	712,872.00	0.00	0.00
Transportation Allowance (TA)	501020300	792,000.00	0.00	792,000.00	792,000.00	0.00	0.00	0.00	792,000.00	149,376.00	0.00	0.00	0.00	149,376.00	149,376.00	0.00	0.00	0.00	149,376.00	0.00	642,624.00	0.00	0.00
Transportation Allowance (TA)	501020301	792,000.00	0.00	792,000.00	792,000.00	0.00	0.00	0.00	792,000.00	149,376.00	0.00	0.00	0.00	149,376.00	149,376.00	0.00	0.00	0.00	149,376.00	0.00	642,624.00	0.00	0.00
Clothing/Uniform Allowance	501020400	726,000.00	0.00	726,000.00	726,000.00	0.00	0.00	0.00	726,000.00	636,000.00	0.00	0.00	0.00	636,000.00	590,950.00	0.00	0.00	0.00	590,950.00	0.00	90,000.00	45,050.00	0.00
Clothing/Uniform Allowance - Civilian	501020401	726,000.00	0.00	726,000.00	726,000.00	0.00	0.00	0.00	726,000.00	636,000.00	0.00	0.00	0.00	636,000.00	590,950.00	0.00	0.00	0.00	590,950.00	0.00	90,000.00	45,050.00	0.00
Subsistence Allowance (SA)	501020500	2,175,000.00	0.00	2,175,000.00	2,175,000.00	0.00	0.00	0.00	2,175,000.00	0.00	0.00	0.00	0.00	0.00	0.00	0.00	0.00	0.00	0.00	0.00	2,175,000.00	0.00	0.00
Subsistence Allowance - Magna Carta Benefits for Science and Technology under R.A. 8439	501020502	2,175,000.00	0.00	2,175,000.00	2,175,000.00	0.00	0.00	0.00	2,175,000.00	0.00	0.00	0.00	0.00	0.00	0.00	0.00	0.00	0.00	0.00	0.00	2,175,000.00	0.00	0.00
Laundry Allowance (LA)	501020600	348,000.00	0.00	348,000.00	348,000.00	0.00	0.00	0.00	348,000.00	0.00	0.00	0.00	0.00	0.00	0.00	0.00	0.00	0.00	0.00	0.00	348,000.00	0.00	0.00
Laundry Allowance - Magna Carta Benefits for Science and Technology under R.A. 8439	501020603	348,000.00	0.00	348,000.00	348,000.00	0.00	0.00	0.00	348,000.00	0.00	0.00	0.00	0.00	0.00	0.00	0.00	0.00	0.00	0.00	0.00	348,000.00	0.00	0.00
Hazard Pay (HP)	501021100	12,960,000.00	0.00	12,960,000.00	12,960,000.00	0.00	0.00	0.00	12,960,000.00	0.00	0.00	0.00	0.00	0.00	0.00	0.00	0.00	0.00	0.00	0.00	12,960,000.00	0.00	0.00
HP - Magna Carta Benefits for Science and Technology under R.A. 8439	501021104	12,960,000.00	0.00	12,960,000.00	12,960,000.00	0.00	0.00	0.00	12,960,000.00	0.00	0.00	0.00	0.00	0.00	0.00	0.00	0.00	0.00	0.00	0.00	12,960,000.00	0.00	0.00
Longevity Pay (LP)	501021200	2,160,000.00	0.00	2,160,000.00	2,160,000.00	0.00	0.00	0.00	2,160,000.00	0.00	0.00	0.00	0.00	0.00	0.00	0.00	0.00	0.00	0.00	0.00	2,160,000.00	0.00	0.00
Longevity Pay - Magna Carta Benefits for Science and Technology under R.A. 8439	501021203	2,160,000.00	0.00	2,160,000.00	2,160,000.00	0.00	0.00	0.00	2,160,000.00	0.00	0.00	0.00	0.00	0.00	0.00	0.00	0.00	0.00	0.00	0.00	2,160,000.00	0.00	0.00
Year End Bonus	501021400	5,862,000.00	0.00	5,862,000.00	5,862,000.00	0.00	0.00	0.00	5,862,000.00	0.00	0.00	0.00	0.00	0.00	0.00	0.00	0.00	0.00	0.00	0.00	5,862,000.00	0.00	0.00
Bonus - Civilian	501021401	5,862,000.00	0.00	5,862,000.00	5,862,000.00	0.00	0.00	0.00	5,862,000.00	0.00	0.00	0.00	0.00	0.00	0.00	0.00	0.00	0.00	0.00	0.00	5,862,000.00	0.00	0.00
Cash Gift	501021500	605,000.00	0.00	605,000.00	605,000.00	0.00	0.00	0.00	605,000.00	0.00	0.00	0.00	0.00	0.00	0.00	0.00	0.00	0.00	0.00	0.00	605,000.00	0.00	0.00
Cash Gift - Civilian	501021501	605,000.00	0.00	605,000.00	605,000.00	0.00	0.00	0.00	605,000.00	0.00	0.00	0.00	0.00	0.00	0.00	0.00	0.00	0.00	0.00	0.00	605,000.00	0.00	0.00
Mid-Year Bonus - Civilian	501021600	5,862,000.00	0.00	5,862,000.00	5,862,000.00	0.00	0.00	0.00	5,862,000.00	0.00	0.00	0.00	0.00	0.00	0.00	0.00	0.00	0.00	0.00	0.00	5,862,000.00	0.00	0.00
Mid-Year Bonus - Civilian	501021601	5,862,000.00	0.00	5,862,000.00	5,862,000.00	0.00	0.00	0.00	5,862,000.00	0.00	0.00	0.00	0.00	0.00	0.00	0.00	0.00	0.00	0.00	0.00	5,862,000.00	0.00	0.00
Other Bonuses and Allowances	501022900	605,000.00	0.00	605,000.00	605,000.00	0.00	0.00	0.00	605,000.00	0.00	0.00	0.00	0.00	0.00	0.00	0.00	0.00	0.00	0.00	0.00	605,000.00	0.00	0.00
Productivity Enhancement Incentive - Civilian	501026912	605,000.00	0.00	605,000.00	605,000.00	0.00	0.00	0.00	605,000.00	0.00	0.00	0.00	0.00	0.00	0.00	0.00	0.00	0.00	0.00	0.00	605,000.00	0.00	0.00
Personal Benefit Contributions	501030000	1,752,000.00	0.00	1,752,000.00	1,752,000.00	0.00	0.00	0.00	1,752,000.00	323,195.12	0.00	0.00	0.00	323,195.12	323,195.12	0.00	0.00	0.00	323,195.12	0.00	1,428,804.88	0.00	0.00
Pag-BIG Contributions	501030200	145,000.00	0.00	145,000.00	145,000.00	0.00	0.00	0.00	145,000.00	32,000.00	0.00	0.00	0.00	32,000.00	32,000.00	0.00	0.00	0.00	32,000.00	0.00	113,000.00	0.00	0.00
Pag-BIG - Civilian	501030201	145,000.00	0.00	145,000.00	145,000.00	0.00	0.00	0.00	145,000.00	32,000.00	0.00	0.00	0.00	32,000.00	32,000.00	0.00	0.00	0.00	32,000.00	0.00	113,000.00	0.00	0.00
PhilHealth Contributions	501030300	1,462,000.00	0.00	1,462,000.00	1,462,000.00	0.00	0.00	0.00	1,462,000.00	259,195.12	0.00	0.00	0.00	259,195.12	259,195.12	0.00	0.00	0.00	259,195.12	0.00	1,202,804.88	0.00	0.00
PhilHealth - Civilian	501030301	1,462,000.00	0.00	1,462,000.00	1,462,000.00	0.00	0.00	0.00	1,462,000.00	259,195.12	0.00	0.00	0.00	259,195.12	259,195.12	0.00	0.00	0.00	259,195.12	0.00	1,202,804.88	0.00	0.00
Employee Compensation Insurance Premiums	501030400	145,000.00	0.00	145,000.00	145,000																		

Department : Department of Agriculture (DA)  
 Agency : Philippine Center for Post-Harvest Development and Mechanization  
 Operating Unit : < not applicable >  
 Organization Code (UACS) : 05 011 000000  
 Fund Cluster : 01 Regular Agency Fund

X	Current Year Appropriations
	Supplemental Appropriations
	Continuing Appropriations

(e.g. UACS Fund Cluster: 01-Regular Agency Fund, 02-Foreign Assisted Projects Fund, 03-Special Account-Locally Funded/Domestic Grants Fund, and 04-Special Account-Foreign Assisted/Foreign Grants Fund)



Particulars	UACS CODE	Appropriations					Allotments				Obligations				Disbursements					Balances				
		Authorized Appropriations	Adjustments (Transfer To/From, Modifications/Augmentations)	Adjusted Appropriations	Allotments Received	Adjustments (Reductions, Modifications/Augmentations)	Transfer To	Transfer From	Adjusted Allotments	1st Quarter Ending March 31	2nd Quarter Ending June 30	3rd Quarter Ending Sept. 30	4th Quarter Ending Dec. 31	TOTAL	1st Quarter Ending March 31	2nd Quarter Ending June 30	3rd Quarter Ending Sept. 30	4th Quarter Ending Dec. 31	TOTAL	Unreleased Appropriations	Unobligated Allotments	Unpaid Obligations (15-20)-(23+24)		
																						10=(8+(-17)-4+9)	21=(5-10)	22=(10-18)
Maintenance and Other Operating Expenses		217,446,000.00	0.00	217,446,000.00	217,446,000.00	0.00	0.00	0.00	217,446,000.00	70,815,216.96	0.00	0.00	0.00	70,815,216.96	24,347,216.43	0.00	0.00	0.00	0.00	24,347,216.43	0.00	146,630,783.02	46,466,001.56	0.00
Traveling Expenses	502010000	30,611,000.00	0.00	30,611,000.00	30,611,000.00	0.00	0.00	0.00	30,611,000.00	6,795,389.57	0.00	0.00	0.00	6,795,389.57	3,452,944.52	0.00	0.00	0.00	0.00	3,452,944.52	0.00	23,716,610.43	3,342,444.65	0.00
Traveling Expenses - Local	502010100	28,711,000.00	0.00	28,711,000.00	28,711,000.00	0.00	0.00	0.00	28,711,000.00	6,785,699.57	0.00	0.00	0.00	6,785,699.57	3,452,944.52	0.00	0.00	0.00	0.00	3,452,944.52	0.00	22,826,310.43	3,332,744.65	0.00
Traveling Expenses - Foreign	502010200	800,000.00	0.00	800,000.00	800,000.00	0.00	0.00	0.00	800,000.00	9,700.00	0.00	0.00	0.00	9,700.00	0.00	0.00	0.00	0.00	0.00	0.00	0.00	790,300.00	9,700.00	0.00
Training and Scholarship Expenses	502020000	10,100,000.00	(197,500.00)	9,902,500.00	10,100,000.00	(197,500.00)	0.00	0.00	9,902,500.00	1,071,422.00	0.00	0.00	0.00	1,071,422.00	772,245.00	0.00	0.00	0.00	0.00	772,245.00	0.00	8,831,078.00	296,177.00	0.00
Training Expenses	502020100	10,100,000.00	(197,500.00)	9,902,500.00	10,100,000.00	(197,500.00)	0.00	0.00	9,902,500.00	1,071,422.00	0.00	0.00	0.00	1,071,422.00	772,245.00	0.00	0.00	0.00	0.00	772,245.00	0.00	8,831,078.00	296,177.00	0.00
Training Expenses	502020200	10,100,000.00	(197,500.00)	9,902,500.00	10,100,000.00	(197,500.00)	0.00	0.00	9,902,500.00	1,071,422.00	0.00	0.00	0.00	1,071,422.00	772,245.00	0.00	0.00	0.00	0.00	772,245.00	0.00	8,831,078.00	296,177.00	0.00
Supplies and Materials Expenses	502030000	37,770,000.00	0.00	37,770,000.00	37,770,000.00	0.00	0.00	0.00	37,770,000.00	2,818,486.13	0.00	0.00	0.00	2,818,486.13	1,512,034.92	0.00	0.00	0.00	0.00	1,512,034.92	0.00	35,151,843.87	1,106,421.23	0.00
Office Supplies Expenses	502030100	7,850,000.00	0.00	7,850,000.00	7,850,000.00	0.00	0.00	0.00	7,850,000.00	488,038.05	0.00	0.00	0.00	488,038.05	403,048.05	0.00	0.00	0.00	0.00	403,048.05	0.00	7,391,961.95	84,990.00	0.00
ICT Office Supplies	502030101	3,750,000.00	0.00	3,750,000.00	3,750,000.00	0.00	0.00	0.00	3,750,000.00	20,840.00	0.00	0.00	0.00	20,840.00	0.00	0.00	0.00	0.00	0.00	0.00	0.00	3,729,360.00	20,840.00	0.00
Office Supplies Expenses	502030102	4,100,000.00	0.00	4,100,000.00	4,100,000.00	0.00	0.00	0.00	4,100,000.00	437,368.05	0.00	0.00	0.00	437,368.05	403,048.05	0.00	0.00	0.00	0.00	403,048.05	0.00	3,662,601.95	34,200.00	0.00
Medical, Dental and Laboratory Supplies Expenses	502030600	3,400,000.00	0.00	3,400,000.00	3,400,000.00	0.00	0.00	0.00	3,400,000.00	508,342.00	0.00	0.00	0.00	508,342.00	298.00	0.00	0.00	0.00	0.00	298.00	0.00	2,891,658.00	608,044.00	0.00
Fuel, Oil and Lubricants Expenses	502030900	14,700,000.00	0.00	14,700,000.00	14,700,000.00	0.00	0.00	0.00	14,700,000.00	1,286,753.34	0.00	0.00	0.00	1,286,753.34	989,988.88	0.00	0.00	0.00	0.00	989,988.88	0.00	13,443,246.82	297,884.53	0.00
Agricultural and Marine Supplies Expenses	502031000	1,200,000.00	0.00	1,200,000.00	1,200,000.00	0.00	0.00	0.00	1,200,000.00	77,760.00	0.00	0.00	0.00	77,760.00	73,910.00	0.00	0.00	0.00	0.00	73,910.00	0.00	1,122,240.00	3,880.00	0.00
Semi-Expendable Machinery and Equipment	502032100	4,870,000.00	0.00	4,870,000.00	4,870,000.00	0.00	0.00	0.00	4,870,000.00	138,049.00	0.00	0.00	0.00	138,049.00	0.00	0.00	0.00	0.00	0.00	0.00	0.00	4,631,951.00	138,049.00	0.00
Office Equipment	502032102	1,780,000.00	0.00	1,780,000.00	1,780,000.00	0.00	0.00	0.00	1,780,000.00	95,787.00	0.00	0.00	0.00	95,787.00	0.00	0.00	0.00	0.00	0.00	0.00	0.00	1,654,213.00	95,787.00	0.00
Information and Communications Technology Equipment	502032103	2,200,000.00	0.00	2,200,000.00	2,200,000.00	0.00	0.00	0.00	2,200,000.00	0.00	0.00	0.00	0.00	0.00	0.00	0.00	0.00	0.00	0.00	0.00	0.00	2,200,000.00	0.00	0.00
Agricultural and Forestry Equipment	502032104	120,000.00	0.00	120,000.00	120,000.00	0.00	0.00	0.00	120,000.00	18,984.00	0.00	0.00	0.00	18,984.00	0.00	0.00	0.00	0.00	0.00	0.00	0.00	101,016.00	18,984.00	0.00
Disaster Response and Rescue Equipment	502032108	100,000.00	0.00	100,000.00	100,000.00	0.00	0.00	0.00	100,000.00	0.00	0.00	0.00	0.00	0.00	0.00	0.00	0.00	0.00	0.00	0.00	0.00	100,000.00	0.00	0.00
Technical and Scientific Equipment	502032113	380,000.00	0.00	380,000.00	380,000.00	0.00	0.00	0.00	380,000.00	23,288.00	0.00	0.00	0.00	23,288.00	0.00	0.00	0.00	0.00	0.00	0.00	0.00	328,712.00	23,288.00	0.00
Other Machinery and Equipment	502032199	450,000.00	0.00	450,000.00	450,000.00	0.00	0.00	0.00	450,000.00	0.00	0.00	0.00	0.00	0.00	0.00	0.00	0.00	0.00	0.00	0.00	0.00	450,000.00	0.00	0.00
Semi-Expendable Furniture, Fixtures and Bona	502032200	1,700,000.00	0.00	1,700,000.00	1,700,000.00	0.00	0.00	0.00	1,700,000.00	81,800.00	0.00	0.00	0.00	81,800.00	0.00	0.00	0.00	0.00	0.00	0.00	0.00	1,638,500.00	81,800.00	0.00
Furniture and Fixtures	502032201	1,700,000.00	0.00	1,700,000.00	1,700,000.00	0.00	0.00	0.00	1,700,000.00	81,800.00	0.00	0.00	0.00	81,800.00	0.00	0.00	0.00	0.00	0.00	0.00	0.00	1,638,500.00	81,800.00	0.00
Other Supplies and Materials Expenses	502039900	3,860,000.00	0.00	3,860,000.00	3,860,000.00	0.00	0.00	0.00	3,860,000.00	118,013.70	0.00	0.00	0.00	118,013.70	75,900.00	0.00	0.00	0.00	0.00	75,900.00	0.00	3,831,988.30	42,323.70	0.00
Utility Expenses	502040000	6,800,000.00	0.00	6,800,000.00	6,800,000.00	0.00	0.00	0.00	6,800,000.00	1,810,428.25	0.00	0.00	0.00	1,810,428.25	1,033,618.43	0.00	0.00	0.00	0.00	1,033,618.43	0.00	4,989,573.75	776,807.82	0.00
Water Expenses	502040100	300,000.00	0.00	300,000.00	300,000.00	0.00	0.00	0.00	300,000.00	220,540.00	0.00	0.00	0.00	220,540.00	0.00	0.00	0.00	0.00	0.00	0.00	0.00	75,460.00	220,540.00	0.00
Electricity Expenses	502042000	6,500,000.00	0.00	6,500,000.00	6,500,000.00	0.00	0.00	0.00	6,500,000.00	1,589,888.25	0.00	0.00	0.00	1,589,888.25	1,033,618.43	0.00	0.00	0.00	0.00	1,033,618.43	0.00	4,910,113.75	598,287.82	0.00
Communication Expenses	502050000	6,170,000.00	(1,200,000.00)	4,970,000.00	6,170,000.00	(1,200,000.00)	0.00	0.00	4,970,000.00	382,888.73	0.00	0.00	0.00	382,888.73	284,138.81	0.00	0.00	0.00	0.00	284,138.81	0.00	6,617,314.27	68,848.82	0.00
Postage and Courier Services	502050100	470,000.00	0.00	470,000.00	470,000.00	0.00	0.00	0.00	470,000.00	6,821.00	0.00	0.00	0.00	6,821.00	4,282.00	0.00	0.00	0.00	0.00	4,282.00	0.00	464,378.00	1,389.00	0.00
Telephone Expenses	502050200	2,400,000.00	(1,200,000.00)	1,200,000.00	2,400,000.00	(1,200,000.00)	0.00	0.00	1,200,000.00	40,872.48	0.00	0.00	0.00	40,872.48	35,272.48	0.00	0.00	0.00	0.00	35,272.48	0.00	1,196,127.51	6,600.00	0.00
Mobile	502050201	1,200,000.00	0.00	1,200,000.00	1,200,000.00	0.00	0.00	0.00	1,200,000.00	40,872.48	0.00	0.00	0.00	40,872.48	35,272.48	0.00	0.00	0.00	0.00	35,272.48	0.00	1,196,127.51	6,600.00	0.00
Landline	502050202	1,200,000.00	(1,200,000.00)	0.00	1,200,000.00	(1,200,000.00)	0.00	0.00	0.00	0.00	0.00	0.00	0.00	0.00	0.00	0.00	0.00	0.00	0.00	0.00	0.00	0.00	0.00	0.00
Internet Subscription Expenses	502050300	5,200,000.00	0.00	5,200,000.00	5,200,000.00	0.00	0.00	0.00	5,200,000.00	308,192.24	0.00	0.00	0.00	308,192.24	244,802.32	0.00	0.00	0.00	0.00	244,802.32	0.00	4,955,807.79	61,889.92	0.00
Cable, Satellite, Telegraph and Radio Expenses	502050400	100,000.00	0.00	100,000.00	100,000.00	0.00	0.00	0.00	100,000.00	0.00	0.00	0.00	0.00	0.00	0.00	0.00	0.00	0.00	0.00	0.00	0.00	100,000.00	0.00	0.00
Awards/Rewards and Prizes	502060000	700,000.00	0.00	700,000.00	700,000.00	0.00	0.00	0.00	700,000.00	0.00	0.00	0.00	0.00	0.00	0.00	0.00	0.00	0.00	0.00	0.00	0.00	700,000.00	0.00	0.00
Awards/Rewards Expenses	502060100	700,000.00	0.00	700,000.00	700,000.00	0.00	0.00	0.00	700,000.00	0.00	0.00	0.00	0.00											




Department : Department of Agriculture (DA)  
 Agency : Philippine Center for Post-Harvest Development and Mechanization  
 Operating Unit : < not applicable >  
 Organization Code (UACS) : 05 011 0000000  
 Fund Cluster : 01 Regular Agency Fund  
 (e.g. UACS Fund Cluster: 01-Regular Agency Fund, 02-Foreign Assisted Projects Fund, 03-Special Account-Locally Funded/Domestic Grants Fund, and 04-Special Account-Foreign Assisted/Foreign Grants Fund)


X	Current Year Appropriations
	Supplemental Appropriations
	Continuing Appropriations

Particulars	UACS CODE	Appropriations			Allotments			Obligations					Disbursements					Balances					
		Authorized Appropriations	Adjustments (Transfer To/From, Modifications/ Augmentations)	Adjusted Appropriations	Allotments Received	Adjustments (Reductions, Modifications/ Augmentations)	Transfer To	Transfer From	Adjusted Allotments	1st Quarter Ending March 31	2nd Quarter Ending June 30	3rd Quarter Ending Sept. 30	4th Quarter Ending Dec. 31	TOTAL	1st Quarter Ending March 31	2nd Quarter Ending June 30	3rd Quarter Ending Sept. 30	4th Quarter Ending Dec. 31	TOTAL	Unreleased Appropriations	Unobligated Allotments	Unpaid Obligations (15-20)-(23+24)	
																						Due and Demandable	Not Yet Due and Demandable
1	2	3	4	5=(3+4)	6	7	8	9	10=[(8+(-)7)+9]	11	12	13	14	15=(11+12+13+14)	16	17	18	19	20=(16+17+18+19)	21=(5-10)	22=(10-15)	23	24
Terminal Leave Benefits - Civilian	5010403001	0.00	933,259.00	933,259.00	0.00	933,259.00	0.00	0.00	933,259.00	933,258.18	0.00	0.00	0.00	933,258.18	933,258.18	0.00	0.00	0.00	933,258.18	0.00	0.82	0.00	0.00
<b>GRAND TOTAL</b>		377,412,000.00	933,259.00	378,345,259.00	377,412,000.00	933,259.00	0.00	0.00	378,345,259.00	99,432,566.16	0.00	0.00	0.00	99,432,566.16	47,570,164.70	0.00	0.00	0.00	47,570,164.70	0.00	278,912,690.84	51,862,403.41	0.00

Certified Correct:  
  
 DIÑO MA. TERESA TORDA  
 BUDGET OFFICER  
 Date: 2023-04-26 10:38:28  


Certified Correct:  
  
 AGUSTIN JUNIEPER MABANTO  
 ACTING ACCOUNTANT  
 Date: 2023-04-26 10:38:28

Recommending Approval:  
  
 DIZO, MILDRED RUANTO  
 ACTING CHIEF FINANCE DIVISION  
 Date: 2023-04-26 10:40:11

Approved By:  
  
 ALVINDA, DIONISIO DE GUZMAN, PH.D.  
 DIRECTOR IV  
 Date: 2023-04-26 10:41:36