

STATEMENT OF APPROPRIATIONS, ALLOTMENTS, OBLIGATIONS, DISBURSEMENTS AND BALANCES  
As at the Quarter Ending September 30, 2021

Department: Department of Agriculture (DA)  
Agency: Philippine Center for Post-Harvest Development and Mechanization  
Operating Unit: < not applicable >  
Organization Code (UACS) : 05 011 0000000  
Fund Cluster: 01 Regular Agency Fund  
(e.g. UACS Fund Cluster: 01-Regular Agency Fund, 02-Foreign Assisted Projects Fund, 03-Special Account-Locally Funded/Domestic Grants Fund, and 04-Special Account-Foreign Assisted/Foreign Grants Fund)

	Current Year Appropriations
	Supplemental Appropriations
X	Continuing Appropriations

Particulars	UACS CODE	Appropriations			Allotments						Current Year Obligations					Current Year Disbursements					Balances			
		Authorized Appropriations	Adjustments (Transfer To/From, Realignment)	Adjusted Appropriations	Allotments Received	Adjustments (Withdrawal, Realignment)	Transfer To	Transfer From	Adjusted Total Allotments	1st Quarter Ending March 31	2nd Quarter Ending June 30	3rd Quarter Ending Sept. 30	4th Quarter Ending Dec. 31	TOTAL	1st Quarter Ending March 31	2nd Quarter Ending June 30	3rd Quarter Ending Sept. 30	4th Quarter Ending Dec. 31	TOTAL	Unreleased Appro	Unobligated Allotments	Unpaid Obligations		
		3	4	5=(3+4)	6	7	8	9	10=[(6+(-)7)-8+9]	11	12	13	14	15=(11+12+13+14)	16	17	18	19	20=(16+17+18+19)	21=(5-10)	22=(10-15)	23	24	
I. Continuing Appropriations		62,599,530.84	(1,009,026.00)	61,590,504.84	62,599,530.84	(1,009,026.00)	0.00	0.00	61,590,504.84	9,062,994.95	14,578,384.68	1,926,631.59	0.00	25,568,001.22	4,526,132.17	10,168,030.48	4,559,799.93	0.00	19,243,962.58	0.00	36,022,503.62	6,324,038.64	0.00	
I. Agency Specific Budget		62,480,923.51	(890,418.67)	61,590,504.84	62,480,923.51	(890,418.67)	0.00	0.00	61,590,504.84	9,062,994.95	14,578,384.68	1,926,631.59	0.00	25,568,001.22	4,526,132.17	10,168,030.48	4,559,799.93	0.00	19,243,962.58	0.00	36,022,503.62	6,324,038.64	0.00	
General Administration and Support	1000000000000000	4,728,236.10	(11,200.00)	4,717,036.10	4,728,236.10	(11,200.00)	0.00	0.00	4,717,036.10	155,919.51	363,634.62	332,527.71	0.00	852,081.84	43,996.03	113,572.24	313,106.87	0.00	470,675.14	0.00	3,864,954.26	381,406.70	0.00	
General Management and Supervision	100000100001000	4,728,236.10	(11,200.00)	4,717,036.10	4,728,236.10	(11,200.00)	0.00	0.00	4,717,036.10	155,919.51	363,634.62	332,527.71	0.00	852,081.84	43,996.03	113,572.24	313,106.87	0.00	470,675.14	0.00	3,864,954.26	381,406.70	0.00	
MOOE		4,444,736.10	0.00	4,444,736.10	4,444,736.10	0.00	0.00	0.00	4,444,736.10	155,919.51	111,854.62	312,307.71	0.00	580,081.84	43,996.03	113,572.24	313,106.87	0.00	470,675.14	0.00	3,864,654.26	109,406.70	0.00	
FinEx		11,200.00	(11,200.00)	0.00	11,200.00	(11,200.00)	0.00	0.00	0.00	0.00	0.00	0.00	0.00	0.00	0.00	0.00	0.00	0.00	0.00	0.00	0.00	0.00	0.00	
CO		272,300.00	0.00	272,300.00	272,300.00	0.00	0.00	0.00	272,300.00	0.00	261,780.00	20,220.00	0.00	272,000.00	0.00	0.00	0.00	0.00	0.00	0.00	300.00	272,000.00	0.00	
Sub-Total, General Administration and Support		4,728,236.10	(11,200.00)	4,717,036.10	4,728,236.10	(11,200.00)	0.00	0.00	4,717,036.10	155,919.51	363,634.62	332,527.71	0.00	852,081.84	43,996.03	113,572.24	313,106.87	0.00	470,675.14	0.00	3,864,954.26	381,406.70	0.00	
PS		0.00	0.00	0.00	0.00	0.00	0.00	0.00	0.00	0.00	0.00	0.00	0.00	0.00	0.00	0.00	0.00	0.00	0.00	0.00	0.00	0.00	0.00	
MOOE		4,444,736.10	0.00	4,444,736.10	4,444,736.10	0.00	0.00	0.00	4,444,736.10	155,919.51	111,854.62	312,307.71	0.00	580,081.84	43,996.03	113,572.24	313,106.87	0.00	470,675.14	0.00	3,864,654.26	109,406.70	0.00	
FinEx (If Applicable)		11,200.00	(11,200.00)	0.00	11,200.00	(11,200.00)	0.00	0.00	0.00	0.00	0.00	0.00	0.00	0.00	0.00	0.00	0.00	0.00	0.00	0.00	0.00	0.00	0.00	
CO		272,300.00	0.00	272,300.00	272,300.00	0.00	0.00	0.00	272,300.00	0.00	261,780.00	20,220.00	0.00	272,000.00	0.00	0.00	0.00	0.00	0.00	0.00	300.00	272,000.00	0.00	
Operations	3000000000000000	57,752,687.41	(879,218.67)	56,873,468.74	57,752,687.41	(879,218.67)	0.00	0.00	56,873,468.74	8,907,065.44	14,214,750.06	1,594,103.88	0.00	24,715,919.38	4,482,136.14	10,044,458.24	4,246,693.06	0.00	18,773,287.44	0.00	32,157,549.36	5,942,631.94	0.00	
CO - increase resource-use efficiency and productivity, reduce losses and add value to the produce through research, development, and adaptations		57,752,687.41	(879,218.67)	56,873,468.74	57,752,687.41	(879,218.67)	0.00	0.00	56,873,468.74	8,907,065.44	14,214,750.06	1,594,103.88	0.00	24,715,919.38	4,482,136.14	10,044,458.24	4,246,693.06	0.00	18,773,287.44	0.00	32,157,549.36	5,942,631.94	0.00	
AGRICULTURAL MECHANIZATION AND POSTHARVEST RESEARCH, DEVELOPMENT AND EXTENSION PROGRAM		57,752,687.41	(879,218.67)	56,873,468.74	57,752,687.41	(879,218.67)	0.00	0.00	56,873,468.74	8,907,065.44	14,214,750.06	1,594,103.88	0.00	24,715,919.38	4,482,136.14	10,044,458.24	4,246,693.06	0.00	18,773,287.44	0.00	32,157,549.36	5,942,631.94	0.00	
Formulation, monitoring and evaluation of policies, plans and programs	310100100001000	7,317,540.77	0.00	7,317,540.77	7,317,540.77	0.00	0.00	0.00	7,317,540.77	205,639.60	0.00	0.00	0.00	205,639.60	2,400.00	0.00	0.00	0.00	2,400.00	0.00	7,111,901.17	203,239.60	0.00	
MOOE		7,317,540.77	0.00	7,317,540.77	7,317,540.77	0.00	0.00	0.00	7,317,540.77	205,639.60	0.00	0.00	0.00	205,639.60	2,400.00	0.00	0.00	0.00	2,400.00	0.00	7,111,901.17	203,239.60	0.00	
Extension Support, Education and Training Services	310100100002000	31,980,863.91	(879,218.67)	31,101,645.24	31,980,863.91	(879,218.67)	0.00	0.00	31,101,645.24	7,711,121.42	11,947,848.57	169,626.36	0.00	19,818,295.35	4,087,249.75	9,426,295.45	2,660,206.19	0.00	16,173,751.40	0.00	11,283,349.89	3,644,543.96	0.00	
PS		1,360,972.49	(879,218.67)	481,753.82	1,360,972.49	(879,218.67)	0.00	0.00	481,753.82	480,413.38	1,338.96	(32,924.49)	0.00	449,827.85	476,467.44	0.00	(32,924.49)	0.00	443,642.95	0.00	32,925.97	5,284.90	0.00	
MOOE		28,956,141.22	0.00	28,956,141.22	28,956,141.22	0.00	0.00	0.00	28,956,141.22	6,643,242.68	11,837,159.61	43,416.25	0.00	18,523,818.54	3,576,782.31	9,312,295.64	2,693,130.68	0.00	15,592,208.45	0.00	10,432,322.68	2,941,610.09	0.00	
FinEx		0.00	0.00	0.00	0.00	0.00	0.00	0.00	0.00	0.00	0.00	0.00	0.00	0.00	0.00	0.00	0.00	0.00	0.00	0.00	0.00	0.00	0.00	
CO		1,663,750.20	0.00	1,663,750.20	1,663,750.20	0.00	0.00	0.00	1,663,750.20	587,465.36	109,050.00	145,133.60	0.00	845,648.96	34,000.00	114,000.00	0.00	0.00	148,000.00	0.00	818,101.24	697,648.96	0.00	
Research and Development	310100100003000	18,454,282.73	0.00	18,454,282.73	18,454,282.73	0.00	0.00	0.00	18,454,282.73	990,304.42	2,267,201.49	1,434,479.52	0.00	4,691,984.43	392,486.39	618,162.78	1,586,486.87	0.00	2,597,136.04	0.00	13,762,298.30	2,094,849.39	0.00	
PS		0.00	0.00	0.00	0.00	0.00	0.00	0.00	0.00	0.00	0.00	0.00	0.00	0.00	0.00	0.00	0.00	0.00	0.00	0.00	0.00	0.00	0.00	
MOOE		18,454,282.73	0.00	18,454,282.73	18,454,282.73	0.00	0.00	0.00	18,454,282.73	990,304.42	2,267,201.49	1,434,479.52	0.00	4,691,984.43	392,486.39	618,162.78	1,586,486.87	0.00	2,597,136.04	0.00	13,762,298.30	2,094,849.39	0.00	



This report was generated using the Unified Reporting System on 26/10/2021 02:10 version: FAR 1.1.1; Status: SUBMITTED


Department: Department of Agriculture (DA)  
 Agency: Philippine Center for Post-Harvest Development and Mechanization  
 Operating Unit: < not applicable >  
 Organization Code (UACS): 05 011 0000000  
 Fund Cluster: 01 Regular Agency Fund



	Current Year Appropriations
	Supplemental Appropriations
X	Continuing Appropriations


(e.g. UACS Fund Cluster: 01-Regular Agency Fund, 02-Foreign Assisted Projects Fund, 03-Special Account-Locally Funded/Domestic Grants Fund, and 04-Special Account-Foreign Assisted/Foreign Grants Fund)

Particulars	UACS CODE	Appropriations			Allotments			Current Year Obligations					Current Year Disbursements					Balances					
		Authorized Appropriations	Adjustments (Transfer To/From, Realignment)	Adjusted Appropriations	Allotments Received	Adjustments (Withdrawal, Realignment)	Transfer To	Transfer From	Adjusted Total Allotments	1st Quarter Ending March 31	2nd Quarter Ending June 30	3rd Quarter Ending Sept. 30	4th Quarter Ending Dec. 31	TOTAL	1st Quarter Ending March 31	2nd Quarter Ending June 30	3rd Quarter Ending Sept. 30	4th Quarter Ending Dec. 31	TOTAL	Unreleased Appro	Unobligated Allotments	Unpaid Obligations	
																						Due and Demandable	Net Yet Due and Demandable
1	2	3	4	5=(3+4)	6	7	8	9	10=[(8+(-17)-8+9)]	11	12	13	14	15=(11+12+13+14)	16	17	18	19	20=(16+17+18+19)	21=(5-10)	22=(10-15)	23	24
FinEx		0.00	0.00	0.00	0.00	0.00	0.00	0.00	0.00	0.00	0.00	0.00	0.00	0.00	0.00	0.00	0.00	0.00	0.00	0.00	0.00	0.00	0.00
CO		0.00	0.00	0.00	0.00	0.00	0.00	0.00	0.00	0.00	0.00	0.00	0.00	0.00	0.00	0.00	0.00	0.00	0.00	0.00	0.00	0.00	0.00
Sub-Total, Operations		57,752,687.41	(879,218.67)	56,873,468.74	57,752,687.41	(879,218.67)	0.00	0.00	56,873,468.74	9,907,065.44	14,214,750.06	1,594,103.89	0.00	24,715,919.38	4,482,136.14	10,044,456.24	4,246,693.06	0.00	18,773,287.44	0.00	32,157,549.35	5,942,631.94	0.00
PS		1,360,972.49	(879,218.67)	481,753.82	1,360,972.49	(879,218.67)	0.00	0.00	481,753.82	480,413.38	1,338.96	(32,924.49)	0.00	448,827.85	476,467.44	0.00	(32,924.49)	0.00	443,542.95	0.00	32,925.97	5,284.90	0.00
MOOE		54,727,964.72	0.00	54,727,964.72	54,727,964.72	0.00	0.00	0.00	54,727,964.72	7,839,186.70	14,104,361.10	1,477,894.77	0.00	23,421,442.57	3,971,668.70	9,930,456.24	4,279,617.55	0.00	18,181,744.49	0.00	31,306,522.15	5,239,699.08	0.00
FinEx (If Applicable)		0.00	0.00	0.00	0.00	0.00	0.00	0.00	0.00	0.00	0.00	0.00	0.00	0.00	0.00	0.00	0.00	0.00	0.00	0.00	0.00	0.00	0.00
CO		1,663,750.20	0.00	1,663,750.20	1,663,750.20	0.00	0.00	0.00	1,663,750.20	567,465.36	109,050.00	149,133.60	0.00	845,648.96	34,000.00	114,000.00	0.00	0.00	148,000.00	0.00	819,101.24	897,648.96	0.00
II. Special Purpose Fund		118,607.33	(118,607.33)	0.00	118,607.33	(118,607.33)	0.00	0.00	0.00	0.00	0.00	0.00	0.00	0.00	0.00	0.00	0.00	0.00	0.00	0.00	0.00	0.00	0.00
General Administration and Support	10900000000000	118,607.33	(118,607.33)	0.00	118,607.33	(118,607.33)	0.00	0.00	0.00	0.00	0.00	0.00	0.00	0.00	0.00	0.00	0.00	0.00	0.00	0.00	0.00	0.00	0.00
General Management and Supervision	100000100001000	118,607.33	(118,607.33)	0.00	118,607.33	(118,607.33)	0.00	0.00	0.00	0.00	0.00	0.00	0.00	0.00	0.00	0.00	0.00	0.00	0.00	0.00	0.00	0.00	0.00
PS		118,607.33	(118,607.33)	0.00	118,607.33	(118,607.33)	0.00	0.00	0.00	0.00	0.00	0.00	0.00	0.00	0.00	0.00	0.00	0.00	0.00	0.00	0.00	0.00	0.00
Sub-Total, General Administration and Support		118,607.33	(118,607.33)	0.00	118,607.33	(118,607.33)	0.00	0.00	0.00	0.00	0.00	0.00	0.00	0.00	0.00	0.00	0.00	0.00	0.00	0.00	0.00	0.00	0.00
PS		118,607.33	(118,607.33)	0.00	118,607.33	(118,607.33)	0.00	0.00	0.00	0.00	0.00	0.00	0.00	0.00	0.00	0.00	0.00	0.00	0.00	0.00	0.00	0.00	0.00
MOOE		0.00	0.00	0.00	0.00	0.00	0.00	0.00	0.00	0.00	0.00	0.00	0.00	0.00	0.00	0.00	0.00	0.00	0.00	0.00	0.00	0.00	0.00
FinEx (If Applicable)		0.00	0.00	0.00	0.00	0.00	0.00	0.00	0.00	0.00	0.00	0.00	0.00	0.00	0.00	0.00	0.00	0.00	0.00	0.00	0.00	0.00	0.00
CO		0.00	0.00	0.00	0.00	0.00	0.00	0.00	0.00	0.00	0.00	0.00	0.00	0.00	0.00	0.00	0.00	0.00	0.00	0.00	0.00	0.00	0.00
III. Unobligated Allotment Balances pursuant to RA Nos. 11519 and 11520		0.00	0.00	0.00	0.00	0.00	0.00	0.00	0.00	0.00	0.00	0.00	0.00	0.00	0.00	0.00	0.00	0.00	0.00	0.00	0.00	0.00	0.00
CO		0.00	0.00	0.00	0.00	0.00	0.00	0.00	0.00	0.00	0.00	0.00	0.00	0.00	0.00	0.00	0.00	0.00	0.00	0.00	0.00	0.00	0.00
GRAND TOTAL		62,599,530.84	(1,009,026.00)	61,590,504.84	62,599,530.84	(1,009,026.00)	0.00	0.00	61,590,504.84	9,062,904.95	14,578,394.68	1,926,631.59	0.00	25,568,001.22	4,526,132.17	10,158,030.48	4,059,799.93	0.00	19,243,962.58	0.00	36,022,503.62	5,324,038.64	0.00
PS		1,479,579.82	(997,826.00)	481,753.82	1,479,579.82	(997,826.00)	0.00	0.00	481,753.82	480,413.38	1,338.96	(32,924.49)	0.00	448,827.85	476,467.44	0.00	(32,924.49)	0.00	443,542.95	0.00	32,925.97	5,284.90	0.00
MOOE		59,172,700.82	0.00	59,172,700.82	59,172,700.82	0.00	0.00	0.00	59,172,700.82	7,995,106.21	14,216,215.72	1,790,202.48	0.00	24,001,524.41	4,015,694.73	10,044,030.48	4,992,724.42	0.00	18,652,419.83	0.00	35,171,176.41	5,349,104.78	0.00
FinEx (If Applicable)		11,200.00	(11,200.00)	0.00	11,200.00	(11,200.00)	0.00	0.00	0.00	0.00	0.00	0.00	0.00	0.00	0.00	0.00	0.00	0.00	0.00	0.00	0.00	0.00	0.00
CO		1,936,050.20	0.00	1,936,050.20	1,936,050.20	0.00	0.00	0.00	1,936,050.20	567,465.36	360,830.00	169,353.60	0.00	1,117,648.96	34,000.00	114,000.00	0.00	0.00	148,000.00	0.00	818,401.24	969,648.96	0.00

Certified Correct:  
  
 DIÑO, MA. TERESA TORDA  
 Budget Officer  
 Date: 2021-10-26 10:07:12 

Certified Correct:  
  
 TUAYES, ARLENA ABUAN  
 Accountant  
 Date: 2021-10-26 10:07:12

Recommending Approval:  
  
 DELA CRUZ, JOHNSON NOCUM  
 Acting Chief, Finance Division  
 Date: 2021-10-26 10:15:46 

Approved By:  
  
 JALLORINA, BALDWIN GACOSTA  
 Director IV  
 Date: 2021-10-26 10:22:33