



STATEMENT OF APPROPRIATIONS, ALLOTMENTS, OBLIGATIONS, DISBURSEMENTS AND BALANCES
As at the Quarter Ending September 30, 2021


Department : Department of Agriculture (DA)
 Agency/Entity : Philippine Center for Post-Harvest Development and Mechanization
 Operating Unit : < not applicable >
 Organization Code (UACS) : 05 011 0000000
 Fund Cluster : 03 Special Account - Locally Funded/Domestic Grants Fund
 (e.g. UACS Fund Cluster: 01-Regular Agency Fund, 02-Foreign Assisted Projects Fund, 03-Special Account-Locally Funded/Domestic Grants Fund, and 04-Special Account-Foreign Assisted/Foreign Grants Fund)


X	Current Year Appropriations
	Supplemental Appropriations
	Continuing Appropriations

Particulars	UACS CODE	Appropriations					Allotments		Current Year Obligations						Current Year Disbursements					Balances			
		Authorized Appropriations	Adjustments (Transfer To/From, Modifications/ Augmentations)	Adjusted Appropriations	Allotments Received	Adjustments (Reductions, Modifications/ Augmentations)	Transfer To	Transfer From	Adjusted Total Allotments	1st Quarter Ending March 31	2nd Quarter Ending June 30	3rd Quarter Ending Sept. 30	4th Quarter Ending Dec. 31	TOTAL	1st Quarter Ending March 31	2nd Quarter Ending June 30	3rd Quarter Ending Sept. 30	4th Quarter Ending Dec. 31	TOTAL	Unreleased Appro	Unobligated Allotments	Unpaid Obligations(15-20)+(23+24)	
																						Due and Demandable	Not Yet Due and Demandable
1	2	3	4	5=(3+4)	6	7	8	9	10=[(6+7)-8+9]	11	12	13	14	15=(11+12+13+14)	16	17	18	19	20=(16+17+18+19)	21	22	23	24
II. Automatic Appropriations		0.00	6,878,798,520.00	6,878,798,520.00	5,100,000,000.00	1,778,798,520.00	0.00	0.00	6,878,798,520.00	10,407,996.98	338,983,693.75	4,117,310,155.27	0.00	4,466,701,846.00	2,601,614.39	25,094,684.88	31,831,938.31	0.00	59,528,237.58	0.00	2,412,096,674.00	4,407,173,608.42	0.00
Special Accounts in the General Fund		0.00	6,878,798,520.00	6,878,798,520.00	5,100,000,000.00	1,778,798,520.00	0.00	0.00	6,878,798,520.00	10,407,996.98	338,983,693.75	4,117,310,155.27	0.00	4,466,701,846.00	2,601,614.39	25,094,684.88	31,831,938.31	0.00	59,528,237.58	0.00	2,412,096,674.00	4,407,173,608.42	0.00
Rice Competitiveness Enhancement Fund (RCEF)		0.00	6,878,798,520.00	6,878,798,520.00	5,100,000,000.00	1,778,798,520.00	0.00	0.00	6,878,798,520.00	10,407,996.98	338,983,693.75	4,117,310,155.27	0.00	4,466,701,846.00	2,601,614.39	25,094,684.88	31,831,938.31	0.00	59,528,237.58	0.00	2,412,096,674.00	4,407,173,608.42	0.00
MOOE		0.00	214,644,760.00	214,644,760.00	100,000,000.00	114,644,760.00	0.00	0.00	214,644,760.00	10,407,996.98	36,561,237.75	29,412,054.27	0.00	76,381,289.00	2,601,614.39	25,094,684.88	31,831,938.31	0.00	59,528,237.58	0.00	138,263,471.00	16,853,051.42	0.00
CO		0.00	6,664,153,760.00	6,664,153,760.00	5,000,000,000.00	1,664,153,760.00	0.00	0.00	6,664,153,760.00	0.00	302,422,456.00	4,087,898,101.00	0.00	4,390,320,557.00	0.00	0.00	0.00	0.00	0.00	0.00	2,273,833,203.00	4,390,320,557.00	0.00
Sub-total II. Automatic Appropriations		0.00	6,878,798,520.00	6,878,798,520.00	5,100,000,000.00	1,778,798,520.00	0.00	0.00	6,878,798,520.00	10,407,996.98	338,983,693.75	4,117,310,155.27	0.00	4,466,701,846.00	2,601,614.39	25,094,684.88	31,831,938.31	0.00	59,528,237.58	0.00	2,412,096,674.00	4,407,173,608.42	0.00
PS		0.00	0.00	0.00	0.00	0.00	0.00	0.00	0.00	0.00	0.00	0.00	0.00	0.00	0.00	0.00	0.00	0.00	0.00	0.00	0.00	0.00	0.00
MOOE		0.00	214,644,760.00	214,644,760.00	100,000,000.00	114,644,760.00	0.00	0.00	214,644,760.00	10,407,996.98	36,561,237.75	29,412,054.27	0.00	76,381,289.00	2,601,614.39	25,094,684.88	31,831,938.31	0.00	59,528,237.58	0.00	138,263,471.00	16,853,051.42	0.00
FinEx		0.00	0.00	0.00	0.00	0.00	0.00	0.00	0.00	0.00	0.00	0.00	0.00	0.00	0.00	0.00	0.00	0.00	0.00	0.00	0.00	0.00	0.00
CO		0.00	6,664,153,760.00	6,664,153,760.00	5,000,000,000.00	1,664,153,760.00	0.00	0.00	6,664,153,760.00	0.00	302,422,456.00	4,087,898,101.00	0.00	4,390,320,557.00	0.00	0.00	0.00	0.00	0.00	0.00	2,273,833,203.00	4,390,320,557.00	0.00
IV. Reversion of the Unobligated Allotments charged against R.A. Nos. 11465 and 11494		0.00	0.00	0.00	0.00	0.00	0.00	0.00	0.00	0.00	0.00	0.00	0.00	0.00	0.00	0.00	0.00	0.00	0.00	0.00	0.00	0.00	0.00
GRAND TOTAL		0.00	6,878,798,520.00	6,878,798,520.00	5,100,000,000.00	1,778,798,520.00	0.00	0.00	6,878,798,520.00	10,407,996.98	338,983,693.75	4,117,310,155.27	0.00	4,466,701,846.00	2,601,614.39	25,094,684.88	31,831,938.31	0.00	59,528,237.58	0.00	2,412,096,674.00	4,407,173,608.42	0.00
MOOE		0.00	214,644,760.00	214,644,760.00	100,000,000.00	114,644,760.00	0.00	0.00	214,644,760.00	10,407,996.98	36,561,237.75	29,412,054.27	0.00	76,381,289.00	2,601,614.39	25,094,684.88	31,831,938.31	0.00	59,528,237.58	0.00	138,263,471.00	16,853,051.42	0.00
CO		0.00	6,664,153,760.00	6,664,153,760.00	5,000,000,000.00	1,664,153,760.00	0.00	0.00	6,664,153,760.00	0.00	302,422,456.00	4,087,898,101.00	0.00	4,390,320,557.00	0.00	0.00	0.00	0.00	0.00	0.00	2,273,833,203.00	4,390,320,557.00	0.00

Certified Correct:

 DIÑO, MA. TERESA TORDA
 Budget Officer
 Date: 10/19/2021 *KT*

Certified Correct:

 TUAYES, ARLENA ABUAN
 Accountant
 Date: 10/19/2021

Recommending Approval:

 DELA CRUZ, JOHNSON NOCUM
 Acting Chief, Finance Division
 Date: 10/19/2021

Approved By:

 JALLORINA, BALDWIN GACOSTA
 Director IV
 Date: 10/19/2021