



STATEMENT OF APPROPRIATIONS, ALLOTMENTS, OBLIGATIONS, DISBURSEMENTS AND BALANCES
As at the Quarter Ending March 31, 2021


Department : Department of Agriculture (DA)
Agency/Entity : Philippine Center for Post-Harvest Development and Mechanization
Operating Unit : < not applicable >
Organization Code (UACS) : 05 011 0000000
Fund Cluster : 03 Special Account - Locally Funded/Domestic Grants Fund
(e.g. UACS Fund Cluster: 01-Regular Agency Fund, 02-Foreign Assisted Projects Fund, 03-Special Account-Locally Funded/Domestic Grants Fund, and 04-Special Account-Foreign Assisted/Foreign Grants Fund)

| | |
|---|-----------------------------|
| X | Current Year Appropriations |
| | Supplemental Appropriations |
| | Continuing Appropriations |

| Particulars | UACS CODE | Appropriations | | | | Allotments | | | | | | | | | | Current Year Obligations | | | | | | | | | | Balances | | | |
|--|-----------|---------------------------|---|-------------------------|---------------------|--|-------------|---------------|---------------------------|-----------------------------|----------------------------|-----------------------------|----------------------------|------------------|-----------------------------|----------------------------|-----------------------------|----------------------------|------------------|--------------------|------------------------|--------------------|-----------------------------|--|--|----------|--|--|--|
| | | Authorized Appropriations | Transfer (Transfers From/Modifications) | Adjusted Appropriations | Allotments Received | Adjustments (Reductions/Modifications) | Transfer To | Transfer From | Adjusted Total Allotments | 1st Quarter Ending March 31 | 2nd Quarter Ending June 30 | 3rd Quarter Ending Sept. 30 | 4th Quarter Ending Dec. 31 | TOTAL | 1st Quarter Ending March 31 | 2nd Quarter Ending June 30 | 3rd Quarter Ending Sept. 30 | 4th Quarter Ending Dec. 31 | TOTAL | Unreleased Appro | Unobligated Allotments | Unpaid Obligations | Net Var. Due and Demandable | | | | | | |
| 1 | 2 | 3 | 4 | 5=3+4 | 6 | 7 | 8 | 9 | 10=[8+(-7)+(-9)] | 11 | 12 | 13 | 14 | 15=[11+12+13+14] | 16 | 17 | 18 | 19 | 20=[16+17+18+19] | 21 | 22 | 23 | 24 | | | | | | |
| IL Automatic Appropriations | | 0.00 | 5,100,000,000.00 | 5,100,000,000.00 | 6,878,798,520.00 | 0.00 | 0.00 | 0.00 | 6,878,798,520.00 | 10,407,996.86 | 0.00 | 0.00 | 0.00 | 10,407,996.86 | 2,601,614.39 | 0.00 | 0.00 | 0.00 | 2,601,614.39 | (1,778,798,520.00) | 6,898,390,523.02 | 7,698,382.59 | 0.00 | | | | | | |
| Special Accounts in the General Fund | | 0.00 | 5,100,000,000.00 | 5,100,000,000.00 | 6,878,798,520.00 | 0.00 | 0.00 | 0.00 | 6,878,798,520.00 | 10,407,996.86 | 0.00 | 0.00 | 0.00 | 10,407,996.86 | 2,601,614.39 | 0.00 | 0.00 | 0.00 | 2,601,614.39 | (1,778,798,520.00) | 6,898,390,523.02 | 7,698,382.59 | 0.00 | | | | | | |
| Rural Competitiveness Enhancement Fund (RCEF) | | 0.00 | 5,100,000,000.00 | 5,100,000,000.00 | 6,878,798,520.00 | 0.00 | 0.00 | 0.00 | 6,878,798,520.00 | 10,407,996.86 | 0.00 | 0.00 | 0.00 | 10,407,996.86 | 2,601,614.39 | 0.00 | 0.00 | 0.00 | 2,601,614.39 | (1,778,798,520.00) | 6,898,390,523.02 | 7,698,382.59 | 0.00 | | | | | | |
| MOOE | | 0.00 | 100,000,000.00 | 100,000,000.00 | 214,644,790.00 | 0.00 | 0.00 | 0.00 | 214,644,790.00 | 0.00 | 0.00 | 0.00 | 0.00 | 0.00 | 0.00 | 0.00 | 0.00 | 0.00 | 0.00 | (684,153,790.00) | 6,964,153,790.00 | 7,698,382.59 | 0.00 | | | | | | |
| CO | | 0.00 | 5,000,000,000.00 | 5,000,000,000.00 | 6,664,153,790.00 | 0.00 | 0.00 | 0.00 | 6,664,153,790.00 | 10,407,996.86 | 0.00 | 0.00 | 0.00 | 10,407,996.86 | 2,601,614.39 | 0.00 | 0.00 | 0.00 | 2,601,614.39 | (1,778,798,520.00) | 6,898,390,523.02 | 7,698,382.59 | 0.00 | | | | | | |
| Sub-total IL Automatic Appropriations | | 0.00 | 5,100,000,000.00 | 5,100,000,000.00 | 6,878,798,520.00 | 0.00 | 0.00 | 0.00 | 6,878,798,520.00 | 10,407,996.86 | 0.00 | 0.00 | 0.00 | 10,407,996.86 | 2,601,614.39 | 0.00 | 0.00 | 0.00 | 2,601,614.39 | (1,778,798,520.00) | 6,898,390,523.02 | 7,698,382.59 | 0.00 | | | | | | |
| PS | | 0.00 | 0.00 | 0.00 | 0.00 | 0.00 | 0.00 | 0.00 | 0.00 | 0.00 | 0.00 | 0.00 | 0.00 | 0.00 | 0.00 | 0.00 | 0.00 | 0.00 | 0.00 | 0.00 | 0.00 | 0.00 | 0.00 | | | | | | |
| MOOE | | 0.00 | 100,000,000.00 | 100,000,000.00 | 214,644,790.00 | 0.00 | 0.00 | 0.00 | 214,644,790.00 | 0.00 | 0.00 | 0.00 | 0.00 | 0.00 | 0.00 | 0.00 | 0.00 | 0.00 | 0.00 | (684,153,790.00) | 6,964,153,790.00 | 7,698,382.59 | 0.00 | | | | | | |
| CO | | 0.00 | 5,000,000,000.00 | 5,000,000,000.00 | 6,664,153,790.00 | 0.00 | 0.00 | 0.00 | 6,664,153,790.00 | 10,407,996.86 | 0.00 | 0.00 | 0.00 | 10,407,996.86 | 2,601,614.39 | 0.00 | 0.00 | 0.00 | 2,601,614.39 | (1,778,798,520.00) | 6,898,390,523.02 | 7,698,382.59 | 0.00 | | | | | | |
| IV Reversion of the Unobligated Allotments charged against P.A. Nos. 11469 and 11464 | | 0.00 | 0.00 | 0.00 | 0.00 | 0.00 | 0.00 | 0.00 | 0.00 | 0.00 | 0.00 | 0.00 | 0.00 | 0.00 | 0.00 | 0.00 | 0.00 | 0.00 | 0.00 | 0.00 | 0.00 | 0.00 | 0.00 | | | | | | |
| GRAND TOTAL | | 0.00 | 5,100,000,000.00 | 5,100,000,000.00 | 6,878,798,520.00 | 0.00 | 0.00 | 0.00 | 6,878,798,520.00 | 10,407,996.86 | 0.00 | 0.00 | 0.00 | 10,407,996.86 | 2,601,614.39 | 0.00 | 0.00 | 0.00 | 2,601,614.39 | (1,778,798,520.00) | 6,898,390,523.02 | 7,698,382.59 | 0.00 | | | | | | |
| MOOE | | 0.00 | 100,000,000.00 | 100,000,000.00 | 214,644,790.00 | 0.00 | 0.00 | 0.00 | 214,644,790.00 | 0.00 | 0.00 | 0.00 | 0.00 | 0.00 | 0.00 | 0.00 | 0.00 | 0.00 | 0.00 | (684,153,790.00) | 6,964,153,790.00 | 7,698,382.59 | 0.00 | | | | | | |
| CO | | 0.00 | 5,000,000,000.00 | 5,000,000,000.00 | 6,664,153,790.00 | 0.00 | 0.00 | 0.00 | 6,664,153,790.00 | 10,407,996.86 | 0.00 | 0.00 | 0.00 | 10,407,996.86 | 2,601,614.39 | 0.00 | 0.00 | 0.00 | 2,601,614.39 | (1,778,798,520.00) | 6,898,390,523.02 | 7,698,382.59 | 0.00 | | | | | | |

DINO MA TERESA TORDA
Budget Officer
Date: 

TUYES ARLENA ABUAN
Accountant
Date: 

REYES RONALDO SEBASTIAN RECOMETA
Chief, Finance Division
Date: 

JALORINA BALDWIN GARCOSTA
Director IV
Date: 