

STATEMENT OF APPROPRIATIONS, ALLOTMENTS, OBLIGATIONS, DISBURSEMENTS AND BALANCES

As at the Quarter Ending December 31, 2019

Department: Department of Agriculture (DA)  
 Agency/Entity: Philippine Center for Post-Harvest Development and Mechanization  
 Operating Unit: < not applicable >  
 Organization Code: 05 011 0000000  
 Fund Cluster: 01 Regular Agency Fund  
 (e.g. UACS Fund Cluster: 01-Regular Agency Fund, 02-Foreign Assisted Projects Fund, 03-Special Account-Locally Funded/Domestic Grants Fund, and 04-Special Account-Foreign Assisted/Foreign Grants Fund)

|   |                             |
|---|-----------------------------|
|   | Current Year Appropriations |
|   | Supplemental Appropriations |
| X | Continuing Appropriations   |


| Particulars                              | UACS CODE  | Appropriations            |   |                         | Allotments          |   |             | Obligations   |                     |                             |                            |                             | Disbursements              |                  |                             |                            |                             | Balances                   |                  |                           |                        |                                    |        |
|--|------------|---------------------------|---|-------------------------|---------------------|---|-------------|---------------|---------------------|-----------------------------|----------------------------|-----------------------------|----------------------------|------------------|-----------------------------|----------------------------|-----------------------------|----------------------------|------------------|---------------------------|------------------------|------------------------------------|--------|
|  |            | Authorized Appropriations | Adjustments (Transfer To/From, Modifications/Augmentations) | Adjusted Appropriations | Allotments Received | Adjustments (Reductions, Modifications/Augmentations) | Transfer To | Transfer From | Adjusted Allotments | 1st Quarter Ending March 31 | 2nd Quarter Ending June 30 | 3rd Quarter Ending Sept. 30 | 4th Quarter Ending Dec. 31 | TOTAL            | 1st Quarter Ending March 31 | 2nd Quarter Ending June 30 | 3rd Quarter Ending Sept. 30 | 4th Quarter Ending Dec. 31 | TOTAL            | Unreleased Appropriations | Unobligated Allotments | Unpaid Obligations (15-20)=(23+24) |        |
|  |            | 3                         | 4   | 5=(3+4)                 | 6                   | 7   | 8           | 9             | 10=[(6+(-)7)+8+9]   | 11                          | 12                         | 13                          | 14                         | 15=(11+12+13+14) | 16                          | 17                         | 18                          | 19                         | 20=(16+17+18+19) | 21=(5-10)                 | 22=(10-15)             | 23                                 | 24     |
| SUMMARY                                  |            | 2,733,183.98              | 0.00  | 2,733,183.98            | 2,733,183.98        | 0.00  | 0.00        | 0.00          | 2,733,183.98        | 1,575,082.13                | 934,875.14                 | 60,000.00                   | 99,750.19                  | 2,669,507.46     | 345,462.42                  | 1,436,028.25               | 98,011.96                   | 704,927.39                 | 2,584,430.02     | 0.00                      | 63,876.52              | 84,496.75                          | 580.69 |
| I. CONTINUING APPROPRIATIONS             |            | 2,733,183.98              | 0.00  | 2,733,183.98            | 2,733,183.98        | 0.00  | 0.00        | 0.00          | 2,733,183.98        | 1,575,082.13                | 934,875.14                 | 60,000.00                   | 99,750.19                  | 2,669,507.46     | 345,462.42                  | 1,436,028.25               | 98,011.96                   | 704,927.39                 | 2,584,430.02     | 0.00                      | 63,876.52              | 84,496.75                          | 580.69 |
| Maintenance and Other Operating Expenses |            | 290,846.32                | 0.00  | 290,846.32              | 290,846.32          | 0.00  | 0.00        | 0.00          | 290,846.32          | 287,427.13                  | 3,419.19                   | 0.00                        | 0.00                       | 290,846.32       | 232,075.55                  | 110,178.12                 | (51,988.04)                 | 0.00                       | 290,265.63       | 0.00                      | 0.00                   | 0.00                               | 580.69 |
| Traveling Expenses                       |            | 0.00                      | 23,640.58   | 23,640.58               | 0.00                | 23,640.58   | 0.00        | 0.00          | 23,640.58           | 23,880.58                   | (240.00)                   | 0.00                        | 0.00                       | 23,640.58        | 23,640.58                   | 0.00                       | 0.00                        | 0.00                       | 23,640.58        | 0.00                      | 0.00                   | 0.00                               | 0.00   |
| Traveling Expenses - Local               | 5020101000 | 0.00                      | 6,185.00  | 6,185.00                | 0.00                | 6,185.00  | 0.00        | 0.00          | 6,185.00            | 6,425.00                    | (240.00)                   | 0.00                        | 0.00                       | 6,185.00         | 6,185.00                    | 0.00                       | 0.00                        | 0.00                       | 6,185.00         | 0.00                      | 0.00                   | 0.00                               | 0.00   |
| Traveling Expenses - Foreign             | 5020102000 | 0.00                      | 17,455.58   | 17,455.58               | 0.00                | 17,455.58   | 0.00        | 0.00          | 17,455.58           | 17,455.58                   | 0.00                       | 0.00                        | 0.00                       | 17,455.58        | 17,455.58                   | 0.00                       | 0.00                        | 0.00                       | 17,455.58        | 0.00                      | 0.00                   | 0.00                               | 0.00   |
| Training and Scholarship Expenses        |            | 0.00                      | 100,000.00  | 100,000.00              | 0.00                | 100,000.00  | 0.00        | 0.00          | 100,000.00          | 100,000.00                  | 0.00                       | 0.00                        | 0.00                       | 100,000.00       | 49,604.91                   | 101,802.44                 | (51,988.04)                 | 0.00                       | 99,419.31        | 0.00                      | 0.00                   | 0.00                               | 580.69 |
| Training Expenses                        | 5020201002 | 0.00                      | 100,000.00  | 100,000.00              | 0.00                | 100,000.00  | 0.00        | 0.00          | 100,000.00          | 100,000.00                  | 0.00                       | 0.00                        | 0.00                       | 100,000.00       | 49,604.91                   | 101,802.44                 | (51,988.04)                 | 0.00                       | 99,419.31        | 0.00                      | 0.00                   | 0.00                               | 580.69 |
| Supplies and Materials Expenses          |            | 290,846.32                | (287,187.13)  | 3,659.19                | 290,846.32          | (287,187.13)  | 0.00        | 0.00          | 3,659.19            | 0.00                        | 3,659.19                   | 0.00                        | 0.00                       | 3,659.19         | 0.00                        | 3,659.19                   | 0.00                        | 0.00                       | 3,659.19         | 0.00                      | 0.00                   | 0.00                               | 0.00   |
| Office Supplies Expenses                 | 5020301002 | 290,846.32                | (290,846.32)  | 0.00                    | 290,846.32          | (290,846.32)  | 0.00        | 0.00          | 0.00                | 0.00                        | 0.00                       | 0.00                        | 0.00                       | 0.00             | 0.00                        | 0.00                       | 0.00                        | 0.00                       | 0.00             | 0.00                      | 0.00                   | 0.00                               | 0.00   |
| Fuel, Oil and Lubricants Expenses        | 5020309000 | 0.00                      | 3,659.19  | 3,659.19                | 0.00                | 3,659.19  | 0.00        | 0.00          | 3,659.19            | 0.00                        | 3,659.19                   | 0.00                        | 0.00                       | 3,659.19         | 0.00                        | 3,659.19                   | 0.00                        | 0.00                       | 3,659.19         | 0.00                      | 0.00                   | 0.00                               | 0.00   |
| Utility Expenses                         |            | 0.00                      | 768.83  | 768.83                  | 0.00                | 768.83  | 0.00        | 0.00          | 768.83              | 768.83                      | 0.00                       | 0.00                        | 0.00                       | 768.83           | 768.83                      | 0.00                       | 0.00                        | 0.00                       | 768.83           | 0.00                      | 0.00                   | 0.00                               | 0.00   |
| Water Expenses                           | 5020401000 | 0.00                      | 768.83  | 768.83                  | 0.00                | 768.83  | 0.00        | 0.00          | 768.83              | 768.83                      | 0.00                       | 0.00                        | 0.00                       | 768.83           | 768.83                      | 0.00                       | 0.00                        | 0.00                       | 768.83           | 0.00                      | 0.00                   | 0.00                               | 0.00   |
| Communication Expenses                   |            | 0.00                      | 12,249.00   | 12,249.00               | 0.00                | 12,249.00   | 0.00        | 0.00          | 12,249.00           | 12,249.00                   | 0.00                       | 0.00                        | 0.00                       | 12,249.00        | 12,249.00                   | 0.00                       | 0.00                        | 0.00                       | 12,249.00        | 0.00                      | 0.00                   | 0.00                               | 0.00   |
| Mobile                                   | 5020502001 | 0.00                      | 12,249.00   | 12,249.00               | 0.00                | 12,249.00   | 0.00        | 0.00          | 12,249.00           | 12,249.00                   | 0.00                       | 0.00                        | 0.00                       | 12,249.00        | 12,249.00                   | 0.00                       | 0.00                        | 0.00                       | 12,249.00        | 0.00                      | 0.00                   | 0.00                               | 0.00   |
| General Services                         |            | 0.00                      | 3,780.19  | 3,780.19                | 0.00                | 3,780.19  | 0.00        | 0.00          | 3,780.19            | 3,780.19                    | 0.00                       | 0.00                        | 0.00                       | 3,780.19         | 3,780.19                    | 0.00                       | 0.00                        | 0.00                       | 3,780.19         | 0.00                      | 0.00                   | 0.00                               | 0.00   |
| Security Services                        | 5021203000 | 0.00                      | 580.19  | 580.19                  | 0.00                | 580.19  | 0.00        | 0.00          | 580.19              | 580.19                      | 0.00                       | 0.00                        | 0.00                       | 580.19           | 580.19                      | 0.00                       | 0.00                        | 0.00                       | 580.19           | 0.00                      | 0.00                   | 0.00                               | 0.00   |
| Other General Services                   | 5021299099 | 0.00                      | 3,200.00  | 3,200.00                | 0.00                | 3,200.00  | 0.00        | 0.00          | 3,200.00            | 3,200.00                    | 0.00                       | 0.00                        | 0.00                       | 3,200.00         | 3,200.00                    | 0.00                       | 0.00                        | 0.00                       | 3,200.00         | 0.00                      | 0.00                   | 0.00                               | 0.00   |
| Repairs and Maintenance                  |            | 0.00                      | 146,748.53  | 146,748.53              | 0.00                | 146,748.53  | 0.00        | 0.00          | 146,748.53          | 146,748.53                  | 0.00                       | 0.00                        | 0.00                       | 146,748.53       | 142,032.04                  | 4,716.49                   | 0.00                        | 0.00                       | 146,748.53       | 0.00                      | 0.00                   | 0.00                               | 0.00   |
| Motor Vehicles                           | 5021306001 | 0.00                      | 145,385.91  | 145,385.91              | 0.00                | 145,385.91  | 0.00        | 0.00          | 145,385.91          | 145,385.91                  | 0.00                       | 0.00                        | 0.00                       | 145,385.91       | 142,032.04                  | 3,353.87                   | 0.00                        | 0.00                       | 145,385.91       | 0.00                      | 0.00                   | 0.00                               | 0.00   |
| Other Property, Plant and Equipment      | 5021399099 | 0.00                      | 1,362.62  | 1,362.62                | 0.00                | 1,362.62  | 0.00        | 0.00          | 1,362.62            | 1,362.62                    | 0.00                       | 0.00                        | 0.00                       | 1,362.62         | 0.00                        | 1,362.62                   | 0.00                        | 0.00                       | 1,362.62         | 0.00                      | 0.00                   | 0.00                               | 0.00   |
| Capital Outlays                          |            | 2,442,337.66              | 0.00  | 2,442,337.66            | 2,442,337.66        | 0.00  | 0.00        | 0.00          | 2,442,337.66        | 1,287,655.00                | 931,255.95                 | 60,000.00                   | 99,750.19                  | 2,378,661.14     | 113,386.87                  | 1,325,850.13               | 150,000.00                  | 704,927.39                 | 2,294,164.39     | 0.00                      | 63,876.52              | 84,496.75                          | 0.00   |
| Property, Plant and Equipment Outlay     |            | 2,442,337.66              | 0.00  | 2,442,337.66            | 2,442,337.66        | 0.00  | 0.00        | 0.00          | 2,442,337.66        | 1,287,655.00                | 931,255.95                 | 60,000.00                   | 99,750.19                  | 2,378,661.14     | 113,386.87                  | 1,325,850.13               | 150,000.00                  | 704,927.39                 | 2,294,164.39     | 0.00                      | 63,876.52              | 84,496.75                          | 0.00   |
| Buildings                                | 5060404001 | 0.00                      | 26,248.61   | 26,248.61               | 0.00                | 26,248.61   | 0.00        | 0.00          | 26,248.61           | 0.00                        | 0.00                       | 0.00                        | 26,248.61                  | 26,248.61        | 0.00                        | 0.00                       | 0.00                        | 0.00                       | 26,248.61        | 0.00                      | 0.00                   | 0.00                               | 0.00   |
| Office Equipment                         | 5060405002 | 0.00                      | 753,705.95  | 753,705.95              | 0.00                | 753,705.95  | 0.00        | 0.00          | 753,705.95          | 80,450.00                   | 673,255.95                 | 0.00                        | 0.00                       | 753,705.95       | 0.00                        | 0.00                       | 90,000.00                   | 863,705.95                 | 753,705.95       | 0.00                      | 0.00                   | 0.00                               | 0.00   |
| Agricultural and Forestry Equipment      | 5060405004 | 0.00                      | 520,400.00  | 520,400.00              | 0.00                | 520,400.00  | 0.00        | 0.00          | 520,400.00          | 520,400.00                  | 0.00                       | 0.00                        | 0.00                       | 520,400.00       | 0.00                        | 520,400.00                 | 0.00                        | 0.00                       | 520,400.00       | 0.00                      | 0.00                   | 0.00                               | 0.00   |
| Technical and Scientific Equipment       | 5060405014 | 1,960,910.95              | (1,841,105.95)  | 119,805.00              | 1,960,910.95        | (1,841,105.95)  | 0.00        | 0.00          | 119,805.00          | 119,805.00                  | 0.00                       | 0.00                        | 0.00                       | 119,805.00       | 113,386.87                  | 6,418.13                   | 0.00                        | 0.00                       | 119,805.00       | 0.00                      | 0.00                   | 0.00                               | 0.00   |


Department: Department of Agriculture (DA)  
 Agency/Entity: Philippine Center for Post-Harvest Development and Mechanization  
 Operating Unit: < not applicable >  
 Organization Code: 05 011 0000000  
 Fund Cluster: 01 Regular Agency Fund

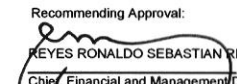
|   |                             |
|---|-----------------------------|
|   | Current Year Appropriations |
|   | Supplemental Appropriations |
| X | Continuing Appropriations   |


(e.g. UACS Fund Cluster: 01-Regular Agency Fund, 02-Foreign Assisted Projects Fund, 03-Special Account-Locally Funded/Domestic Grants Fund, and 04-Special Account-Foreign Assisted/Foreign Grants Fund)

| Particulars            | UACS CODE  | Appropriations            |   |                         | Allotments          |   |             | Obligations   |                     |                             |                            |                             | Disbursements              |                     |                             |                            |                             | Balances                   |                     |                           |                        |                                    |                            |      |
|------------------------|------------|---------------------------|---|-------------------------|---------------------|---|-------------|---------------|---------------------|-----------------------------|----------------------------|-----------------------------|----------------------------|---------------------|-----------------------------|----------------------------|-----------------------------|----------------------------|---------------------|---------------------------|------------------------|------------------------------------|----------------------------|------|
|                        |            | Authorized Appropriations | Adjustments (Transfer To/From, Modifications/Augmentations) | Adjusted Appropriations | Allotments Received | Adjustments (Reductions, Modifications/Augmentations) | Transfer To | Transfer From | Adjusted Allotments | 1st Quarter Ending March 31 | 2nd Quarter Ending June 30 | 3rd Quarter Ending Sept. 30 | 4th Quarter Ending Dec. 31 | TOTAL               | 1st Quarter Ending March 31 | 2nd Quarter Ending June 30 | 3rd Quarter Ending Sept. 30 | 4th Quarter Ending Dec. 31 | TOTAL               | Unreleased Appropriations | Unobligated Allotments | Unpaid Obligations (15-20)+(23+24) |                            |      |
|                        |            |                           |   |                         |                     |   |             |               |                     |                             |                            |                             |                            |                     |                             |                            |                             |                            |                     |                           |                        | Due and Demandable                 | Not Yet Due and Demandable |      |
| 1                      | 2          | 3                         | 4   | 5=(3+4)                 | 6                   | 7   | 8           | 9             | 10=[(6+(-)7)-8+9]   | 11                          | 12                         | 13                          | 14                         | 15=(11+12+13+14)    | 16                          | 17                         | 18                          | 19                         | 20=(16+17+18+19)    | 21=(5-10)                 | 22=(10-15)             | 23                                 | 24                         |      |
| ICT Software           | 5060405015 | 0.00                      | 567,000.00  | 567,000.00              | 0.00                | 567,000.00  | 0.00        | 0.00          | 567,000.00          | 567,000.00                  | 0.00                       | 0.00                        | 0.00                       | 567,000.00          | 0.00                        | 567,000.00                 | 0.00                        | 0.00                       | 567,000.00          | 0.00                      | 0.00                   | 0.00                               | 0.00                       |      |
| Motor Vehicles         | 5060406001 | 454,929.96                | 0.00  | 454,929.96              | 454,929.96          | 0.00  | 0.00        | 0.00          | 454,929.96          | 0.00                        | 258,000.00                 | 60,000.00                   | 73,253.44                  | 391,253.44          | 0.00                        | 232,032.00                 | 60,000.00                   | 41,221.44                  | 333,253.44          | 0.00                      | 63,676.52              | 58,000.00                          | 0.00                       |      |
| Furniture and Fixtures | 5060407001 | 248.14                    | 0.00  | 248.14                  | 248.14              | 0.00  | 0.00        | 0.00          | 248.14              | 0.00                        | 0.00                       | 0.00                        | 248.14                     | 248.14              | 0.00                        | 0.00                       | 0.00                        | 0.00                       | 0.00                | 0.00                      | 0.00                   | 0.00                               | 248.14                     | 0.00 |
| <b>GRAND TOTAL</b>     |            | <b>2,733,183.96</b>       | <b>0.00</b>   | <b>2,733,183.96</b>     | <b>2,733,183.96</b> | <b>0.00</b>   | <b>0.00</b> | <b>0.00</b>   | <b>2,733,183.96</b> | <b>1,575,042.13</b>         | <b>934,875.14</b>          | <b>60,000.00</b>            | <b>99,750.19</b>           | <b>2,669,567.46</b> | <b>345,462.42</b>           | <b>1,436,028.25</b>        | <b>98,011.96</b>            | <b>704,927.39</b>          | <b>2,584,430.02</b> | <b>0.00</b>               | <b>63,676.52</b>       | <b>84,496.75</b>                   | <b>580.89</b>              |      |

Certified Correct:  
  
 DINO MA. TERESA TORDA  
 Budget Officer  
 Date: 2020-01-24 17:02:49.0

Certified Correct:  
  
 Oizo, Mildred R.  
 Date:

Recommending Approval:  
  
 REYES RONALDO SEBASTIAN RECOMETA  
 Chief, Financial and Management Division  
 Date: 2020-01-24 18:50:54.8

Approved By:  
  
 JALLORINA BALDWIN GACOSTA  
 Agency Head  
 Date: 2020-01-24 19:12:08.0