


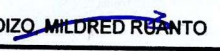
QUARTERLY REPORT OF REVENUE AND OTHER RECEIPTS


As at the Quarter Ending December 31, 2022

Department : Department of Agriculture (DA)
 Agency : Philippine Center for Post-Harvest Development and Mechanization
 Operating Unit : < not applicable >
 Organization Code (UACS) : 05 011 0000000
 Fund Cluster : 01 - Regular Agency Fund

Classification/Sources of Revenue and Other Receipts	UACS CODE	REVENUE TARGET (Annual) per BESF	Actual Revenue and Other Receipts Collections					Cumulative Remittance/Deposits to Date			Variance		Remarks
			1st Quarter Ending March 31	2nd Quarter Ending June 30	3rd Quarter Ending Sept. 30	4th Quarter Ending Dec. 31	Total	Remittance to BTR	Deposited with AGDB	TOTAL	Amount	%	
1	2	3	4	5	6	7	8=[6+(-17)-8+9]	9	10	11=(9+10)	12=(8-3)	13=(12/3)	14
Regular Agency Fund		120,000.00	40,557.44	467,761.42	283,827.00	124,902.34	917,048.20	326,954.28	0.00	326,954.28	797,048.20	664 %	
Non-Revenue Collections/Other Receipts		120,000.00	40,557.44	467,761.42	283,827.00	124,902.34	917,048.20	326,954.28	0.00	326,954.28	797,048.20	664 %	
Cash Receipts		120,000.00	14,250.00	55,988.65	197,300.06	59,809.77	327,348.48	326,098.48	0.00	326,098.48	207,348.48	173 %	
Non-Tax		120,000.00	14,250.00	55,988.65	197,300.06	59,809.77	327,348.48	326,098.48	0.00	326,098.48	207,348.48	173 %	
Licensing Fees	4020106000	15,000.00	0.00	3,070.00	0.00	15,044.83	18,114.83	18,114.83	0.00	18,114.83	3,114.83	21 %	
Income from Hostels/Dormitories and other Like facilities	4020213000	60,000.00	14,250.00	14,000.00	12,750.00	8,500.00	49,500.00	48,250.00	0.00	48,250.00	(10,500.00)	-18 %	
Other Sales	4020216099	40,000.00	0.00	37,830.00	183,430.00	34,815.00	256,075.00	256,075.00	0.00	256,075.00	216,075.00	540 %	
Interest on NG Deposits	4020221001	5,000.00	0.00	1,088.65	1,120.06	1,449.94	3,658.65	3,658.65	0.00	3,658.65	(1,341.35)	-27 %	
Non-Cash Receipts		0.00	26,307.44	411,772.77	86,526.94	65,092.57	589,699.72	855.80	0.00	855.80	589,699.72	0 %	
Non-Tax		0.00	26,307.44	411,772.77	86,526.94	65,092.57	589,699.72	855.80	0.00	855.80	589,699.72	0 %	
Miscellaneous Income	4060999000	0.00	26,307.44	411,772.77	86,526.94	65,092.57	589,699.72	855.80	0.00	855.80	589,699.72	0 %	Liquidated Damages
TOTAL		120,000.00	40,557.44	467,761.42	283,827.00	124,902.34	917,048.20	326,954.28	0.00	326,954.28	797,048.20	664 %	

Certified Correct:

 AGUSTIN, JUNIPER MABANTO
 Accountant
 Date: 1/28/23 2:06 AM

Recommending Approval:

 DIZO MILDRED RBANTO
 Acting Chief, Finance Division
 Date: 1/28/23 2:06 AM

Approved By:

 ALVINDIA, DIONISIO DE GUZMAN PH.D.
 Director IV
 Date: 1/28/23 2:06 AM