




QUARTERLY REPORT OF REVENUE AND OTHER RECEIPTS
As at the Quarter Ending December 31, 2021

Department : Department of Agriculture (DA)
 Agency : Philippine Center for Post-Harvest Development and Mechanization
 Operating Unit : < not applicable >
 Organization Code (UACS) : 05 011 0000000
 Fund Cluster : 01 - Regular Agency Fund

Classification/Sources of Revenue and Other Receipts	UACS CODE	REVENUE TARGET (Annual) per BESF	Actual Revenue and Other Receipts Collections					Cumulative Remittance/Deposits to Date			Variance		Remarks
			1st Quarter Ending March 31	2nd Quarter Ending June 30	3rd Quarter Ending Sept. 30	4th Quarter Ending Dec. 31	Total	Remittance to BTr	Deposited with AGDB	TOTAL	Amount	%	
1	2	3	4	5	6	7	8=[(6+(-)7)-8+9]	9	10	11=(9+10)	12=(8-3)	13=(12/3)	14
Regular Agency Fund		290,000.00	35,144.89	51,779.09	75,820.22	84,305.74	247,049.94	155,401.43	1,220.56	156,621.99	(42,950.06)	-15 %	
Non-Revenue Collections/Other Receipts		290,000.00	35,144.89	51,779.09	75,820.22	84,305.74	247,049.94	155,401.43	1,220.56	156,621.99	(42,950.06)	-15 %	
Cash Receipts		290,000.00	20,250.00	39,440.70	50,563.31	17,405.66	127,659.67	126,439.11	1,220.56	127,659.67	(162,340.33)	-56 %	
Non-Tax		290,000.00	20,250.00	39,440.70	50,563.31	17,405.66	127,659.67	126,439.11	1,220.56	127,659.67	(162,340.33)	-56 %	
Licensing Fees	4020106000	15,000.00	2,000.00	22,850.61	2,346.00	0.00	27,196.61	27,196.61	0.00	27,196.61	12,196.61	81 %	
Income from Hostels/Dormitories and other Like facilities	4020213000	60,000.00	18,250.00	14,000.00	15,500.00	14,750.00	62,500.00	62,500.00	0.00	62,500.00	2,500.00	4 %	
Other Sales	4020216099	200,000.00	0.00	0.00	30,400.00	0.00	30,400.00	30,400.00	0.00	30,400.00	(169,600.00)	-85 %	
Interest on NG Deposits	4020221001	15,000.00	0.00	2,590.09	2,317.31	2,655.66	7,563.06	6,342.50	1,220.56	7,563.06	(7,436.94)	-50 %	
Non-Cash Receipts		0.00	14,894.89	12,338.39	25,256.91	66,900.08	119,390.27	28,962.32	0.00	28,962.32	119,390.27	0 %	
Non-Tax		0.00	14,894.89	12,338.39	25,256.91	66,900.08	119,390.27	28,962.32	0.00	28,962.32	119,390.27	0 %	
Others	4020221099	0.00	14,894.89	12,338.39	25,256.91	66,900.08	119,390.27	28,962.32	0.00	28,962.32	119,390.27	0 %	Liquidated Damage
TOTAL		290,000.00	35,144.89	51,779.09	75,820.22	84,305.74	247,049.94	155,401.43	1,220.56	156,621.99	(42,950.06)	-15 %	

Certified Correct:

 TUATES, ARLENA ABUAN
 Accountant
 Date: 2022-01-17 13:30:45

Recommending Approval:

 DELA CRUZ, JOHNSON NOCUAM
 Acting Chief, Finance Division
 Date: 2022-01-17 13:34:17

Approved By:

 JALLORINA, BALDWIN GACOSTA
 Director IV
 Date: 2022-01-17 13:56:14