




QUARTERLY REPORT OF REVENUE AND OTHER RECEIPTS
As at the Quarter Ending September 30, 2020

Department : Department of Agriculture (DA)
Agency : Philippine Center for Post-Harvest Development and Mechanization
Operating Unit : < not applicable >
Organization Code : 05 011 0000000
Fund Cluster : 01 - Regular Agency Fund

Classification/Sources of Revenue and Other Receipts	UACS CODE	REVENUE TARGET (Annual) per BESF	Actual Revenue and Other Receipts Collections					Cumulative Remittance/Deposits to Date			Variance		Remarks
			1st Quarter Ending March 31	2nd Quarter Ending June 30	3rd Quarter Ending Sept. 30	4th Quarter Ending Dec. 31	Total	Remittance to BTr	Deposited with AGDB	TOTAL	Amount	%	
1	2	3	4	5	6	7	8=[(6+(-)7)-8+9]	9	10	11=(9+10)	12=(8-3)	13=(12/3)	14
Regular Agency Fund		1,335,000.00	51,555.36	32,350.49	47,089.80	0.00	130,995.65	91,951.92	5,116.89	97,068.81	(1,204,004.35)	-90 %	
Non-Revenue Collections/Other Receipts		1,335,000.00	51,555.36	32,350.49	47,089.80	0.00	130,995.65	91,951.92	5,116.89	97,068.81	(1,204,004.35)	-90 %	
Cash Receipts		1,335,000.00	43,201.92	8,116.89	45,750.00	0.00	97,068.81	91,951.92	5,116.89	97,068.81	(1,237,931.19)	-93 %	
Non-Tax		1,335,000.00	43,201.92	8,116.89	45,750.00	0.00	97,068.81	91,951.92	5,116.89	97,068.81	(1,237,931.19)	-93 %	
Licensing Fees	4020106000	35,000.00	0.00	0.00	10,000.00	0.00	10,000.00	10,000.00	0.00	10,000.00	(25,000.00)	-71 %	
Income from Hostels/Dormitories and other Like facilities	4020213000	750,000.00	35,500.00	10,500.00	35,750.00	0.00	81,750.00	81,750.00	0.00	81,750.00	(668,250.00)	-89 %	
Other Sales	4020216099	530,000.00	7,701.92	(7,500.00)	0.00	0.00	201.92	201.92	0.00	201.92	(529,798.08)	-100 %	
Interest on NG Deposits	4020221001	20,000.00	0.00	5,116.89	0.00	0.00	5,116.89	0.00	5,116.89	5,116.89	(14,883.11)	-74 %	
Non-Cash Receipts		0.00	8,353.44	24,233.60	1,339.80	0.00	33,926.84	0.00	0.00	0.00	33,926.84	0 %	
Non-Tax		0.00	8,353.44	24,233.60	1,339.80	0.00	33,926.84	0.00	0.00	0.00	33,926.84	0 %	
Others	4020221099	0.00	8,353.44	24,233.60	1,339.80	0.00	33,926.84	0.00	0.00	0.00	33,926.84	0 %	Liquidated Damage
TOTAL		1,335,000.00	51,555.36	32,350.49	47,089.80	0.00	130,995.65	91,951.92	5,116.89	97,068.81	(1,204,004.35)	-90 %	

Certified Correct:

TUATES, ARLENA ABUAN
Accountant
Date: 2020-10-26 18:39:53.0

Recommending Approval:

REYES, RONALDO SEBASTIAN RECOMETA
Chief, Finance Division
Date: 2020-10-26 18:47:38.0

Approved By:

JALLORINA, BALDWIN GACOSTA
Director IV
Date: 2020-10-26 18:53:47.0